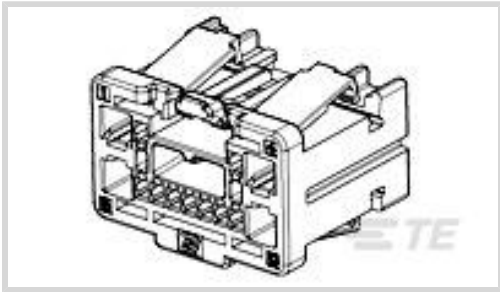




Connectors > Automotive Connectors > Automotive Housings



Connector System: **Wire-to-Board, Wire-to-Device, Wire-to-Wire**

Number of Positions: **13**

Connector & Housing Type: **Housing for Female Terminals**

Centerline (Pitch): **2.54 mm [.1 in]**

Sealable: **No**

Features

Product Type Features

Mixed & Hybrid Connector	Yes
Connector Shape	Rectangular
Connector System	Wire-to-Board, Wire-to-Device, Wire-to-Wire
Connector & Housing Type	Housing for Female Terminals
Sealable	No
Primary Locking Feature	Integrated in Housing

Configuration Features

Number of Positions	13
Number of Rows	2

Body Features

Cable Exit Angle	180°
Primary Product Color	Black
Connector & Keying Code	A

Contact Features

Contact Size	.64mm, 2.8mm
Contact Type	Receptacle
Mating Tab Width	.64 mm, 2.8 mm[.025 in][.11 in]



Mechanical Attachment

Terminal Position Assurance	Yes
Strain Relief	Without
Mating Alignment Type	Keyed
Mating Alignment	With
Connector Mounting Type	Cable Mount (Free-Hanging)

Housing Features

Housing Material	PBT GF
Centerline (Pitch)	2.54 mm[.1 in]

Dimensions

Connector Height	19.8 mm[.78 in]
Product Width	24.7 mm[.972 in]
Product Length	33.9 mm[1.335 in]
Row-to-Row Spacing	2.54 mm[.1 in]

Usage Conditions

Operating Temperature (Max)	70 °C, 75 °C, 80 °C, 85 °C, 90 °C, 100 °C [158 °F][167 °F][176 °F][185 °F][194 °F][212 °F]
Operating Temperature Range	-40 - 100 °C[-40 - 212 °F]

Operation/Application

Circuit Application	Signal
---------------------	--------

Packaging Features

Packaging Quantity	250
Packaging Method	Package

Other

Serviceable	Yes
Connector Position Assurance Capable	No

Product Compliance

For compliance documentation, visit the product page on TE.com>

EU RoHS Directive 2011/65/EU	Compliant
EU ELV Directive 2000/53/EC	Compliant
China RoHS 2 Directive MIIT Order No 32, 2016	No Restricted Materials Above Threshold


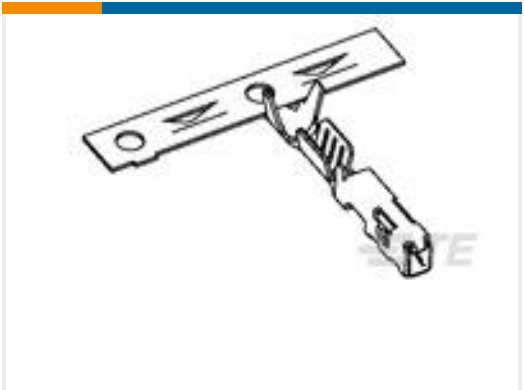

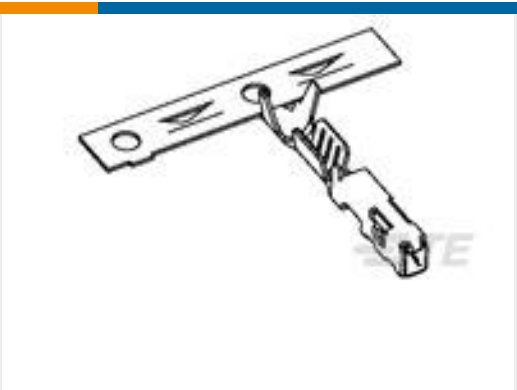





EU REACH Regulation (EC) No. 1907/2006	Current ECHA Candidate List: JAN 2024 (240) Candidate List Declared Against: JAN 2024 (240) Does not contain REACH SVHC
Halogen Content	Low Halogen - Br, Cl, F, I < 900 ppm per homogenous material. Also BFR/CFR/PVC Free
Solder Process Capability	Not applicable for solder process capability

Product Compliance Disclaimer

This information is provided based on reasonable inquiry of our suppliers and represents our current actual knowledge based on the information they provided. This information is subject to change. The part numbers that TE has identified as EU RoHS compliant have a maximum concentration of 0.1% by weight in homogenous materials for lead, hexavalent chromium, mercury, PBB, PBDE, DBP, BBP, DEHP, DIBP, and 0.01% for cadmium, or qualify for an exemption to these limits as defined in the Annexes of Directive 2011/65/EU (RoHS2). Finished electrical and electronic equipment products will be CE marked as required by Directive 2011/65/EU. Components may not be CE marked. Additionally, the part numbers that TE has identified as EU ELV compliant have a maximum concentration of 0.1% by weight in homogenous materials for lead, hexavalent chromium, and mercury, and 0.01% for cadmium, or qualify for an exemption to these limits as defined in the Annexes of Directive 2000/53/EC (ELV). Regarding the REACH Regulation, the information TE provides on SVHC in articles for this part number is based on the latest European Chemicals Agency (ECHA) 'Guidance on requirements for substances in articles' posted at this URL: <https://echa.europa.eu/guidance-documents/guidance-on-reach>

Compatible Parts

 <p>TE Part # CAT-A11-T273 1.5/2.8 CONNECTOR SYSTEM, RECPT AND TAB</p>	 <p>TE Part # 1924955-2 CONTACT,FEMALE0.64,18AWG, UNSEALED</p>	 <p>TE Part # 1924955-4 CONTACT,FEMALE0.64,18AWG, UNSEALED</p>	 <p>TE Part # 1924955-1 CONTACT,FEMALE0.64,20-22AWG, UNSEAL</p>
 <p>TE Part # 1924955-3 CONTACT,FEMALE0.64,20-22AWG, UNSEAL</p>	 <p>TE Part # 1924955-5 CONTACT,FEMALE0.64,0.13SQMM, UN</p>	 <p>TE Part # 1924955-7 CONTACT,FEMALE0.64,0.13SQMM, UN</p>	

Also in the Series | Generation Y Connector System



Automotive Connector Caps & Covers (23)



Automotive Housings(189)




Automotive Terminals(48)



Connector Seals & Cavity Plugs(6)



Insertion & Extraction Tools(1)




PCB Headers & Receptacles(27)

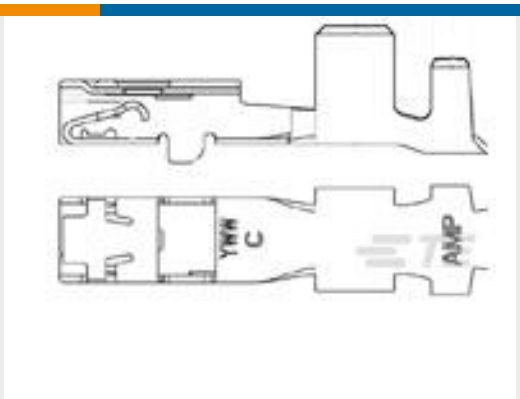
Customers Also Bought



TE Part # 638393-5
10P PLUG ASSY A KEY -W/ CPA



TE Part # 281828-2
PL 2.5-4.0 MM2 TPBR



TE Part # 1326030-4
2.8MM RECP,UNSEAL,10-12AWG



TE Part # 1823347-1
8POS, MIXED,REC HSG,ASSY



TE Part # 1670146-2
MCON Receptacle and Tab



TE Part # 1719958-1
GET 0.64 TERMINAL WIRE SIZE 0.



TE Part # 1563125-1
10POS, MIXED,TAB HSG



TE Part # 2272010-2
Plug Assembly, 16P GET, w/ CPA



TE Part # 2272975-5
6 Pos. Sealed MCON 1.2 Connect

Documents



Product Drawings

13p Hybrid - 1pc Unsealed Plug, Key A

English

13p Hybrid - 1pc Unsealed Plug, Key A

English

CAD Files

3D PDF

3D

Customer View Model

ENG_CVM_CVM_1924667-1_D.2d_dxf.zip

English

Customer View Model

ENG_CVM_CVM_1924667-1_D.3d_igs.zip

English

Customer View Model

ENG_CVM_CVM_1924667-1_D.3d_stp.zip

English

By downloading the CAD file I accept and agree to the [Terms and Conditions](#) of use.

Instruction Sheets

Instruction Sheet (U.S.)

English