




Connectors > Connector Accessories > Connector Hardware > Quick Lock Pins for D-Sub with Threaded Inserts



Hardware Accessory Function: **Latching, Locking & Retention**

Connector Hardware Accessory Type: **Quick Lock Pins**

Operating Temperature (Max): **90 °C [ 194 °F ]**

Operating Temperature Range: **-40 - 90 °C [ -40 - 194 °F ]**

[All Quick Lock Pins for D-Sub with Threaded Inserts \(10\)](#)

Features

Product Type Features

Hardware Accessory Function	Latching, Locking & Retention
Connector Hardware Accessory Type	Quick Lock Pins

Mechanical Attachment

Thread Size	None
-------------	------

Usage Conditions

Operating Temperature (Max)	90 °C[194 °F]
Operating Temperature Range	-40 - 90 °C[-40 - 194 °F]

Product Compliance

[For compliance documentation, visit the product page on TE.com>](#)

EU RoHS Directive 2011/65/EU	Compliant with Exemptions
EU ELV Directive 2000/53/EC	Not Yet Reviewed
China RoHS 2 Directive MIIT Order No 32, 2016	Restricted Materials Above Threshold
EU REACH Regulation (EC) No. 1907/2006	Current ECHA Candidate List: JAN 2024 (240)



Candidate List Declared Against: JAN 2024  
(240)  
SVHC > Threshold:  
Pb (3.5% in Component Part)

Article Safe Usage Statements:  
Do not eat, drink or smoke when using this product. Wash thoroughly after handling. Recycle if possible and dispose of the article by following all applicable governmental regulations relevant to your geographic location.

Halogen Content	Low Halogen - Br, Cl, F, I < 900 ppm per homogenous material. Also BFR/CFR/PVC Free
Solder Process Capability	Not reviewed for solder process capability

Product Compliance Disclaimer

This information is provided based on reasonable inquiry of our suppliers and represents our current actual knowledge based on the information they provided. This information is subject to change. The part numbers that TE has identified as EU RoHS compliant have a maximum concentration of 0.1% by weight in homogenous materials for lead, hexavalent chromium, mercury, PBB, PBDE, DBP, BBP, DEHP, DIBP, and 0.01% for cadmium, or qualify for an exemption to these limits as defined in the Annexes of Directive 2011/65/EU (RoHS2). Finished electrical and electronic equipment products will be CE marked as required by Directive 2011/65/EU. Components may not be CE marked. Additionally, the part numbers that TE has identified as EU ELV compliant have a maximum concentration of 0.1% by weight in homogenous materials for lead, hexavalent chromium, and mercury, and 0.01% for cadmium, or qualify for an exemption to these limits as defined in the Annexes of Directive 2000/53/EC (ELV). Regarding the REACH Regulation, the information TE provides on SVHC in articles for this part number is based on the latest European Chemicals Agency (ECHA) 'Guidance on requirements for substances in articles' posted at this URL: <https://echa.europa.eu/guidance-documents/guidance-on-reach>

Compatible Parts

TE Part # 1-2308319-1  
FULL METAL HOODS SIZE 1 (1)

TE Part # 1-2308321-1  
FULL METAL HOODS SIZE 2, (1)

TE Part # 1-2308327-1  
FULL METAL HOODS SIZE 3 (1)

TE Part # 1-2308330-1  
FULL METAL HOODS SIZE 4 (1)

TE Part # 1-2308338-1  
QL-FULL METAL HOODS SIZE 5 (1  
CABLE CLP)

Also in the Series | Rail D-Sub Backshells



Connector Backshells(55)



Connector Contacts(5)



Connector Hardware(19)



Connector Strain Relief(67)



Crimp D-Sub Connectors(10)



Insertion & Extraction Tools(2)

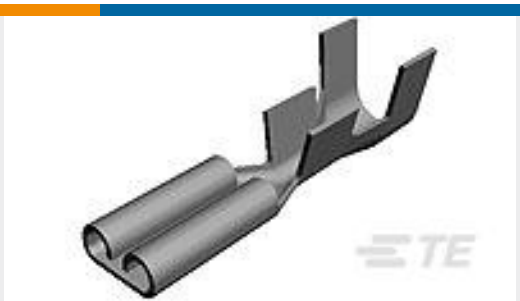
Customers Also Bought




TE Part # 6609046-4  
6ET1=F7003 S0



TE Part # 166293-1  
LP HD20 COSI PIN CONTACT DF; 24-20 AWG




TE Part # 41969-2  
250 FASTON REC 22-18 AWG BR



TE Part # 1623750-6  
ER58 15K 5% AMMO



TE Part # 5054422013  
RNF-100-1/8-5-STK



TE Part # 160773-6  
PL LOOSE PIECE REC 0.5-1.5 MM2 PTPBR




TE Part # AEA047M0400050A000  
617 RECEPTACLE, SPEEDTEC



TE Part # AEA139M83000101000  
623 receptacle, speedtec



TE Part # 1SNA113690R2100  
ECP31



TE Part # 1SNA195627R1000  
M6/13.FF.1

Documents



Product Drawings

QL SET FOR VARIANT B 8

English

CAD Files

3D PDF

3D

Customer View Model

ENG\_CVM\_CVM\_1-2308265-8\_A.2d\_dxf.zip

English

Customer View Model

ENG\_CVM\_CVM\_1-2308265-8\_A.3d\_igs.zip

English

Customer View Model

ENG\_CVM\_CVM\_1-2308265-8\_A.3d\_stp.zip

English

By downloading the CAD file I accept and agree to the [Terms and Conditions](#) of use.

Datasheets & Catalog Pages

Rail D-Sub Backshells Flyer

English