



Connectors > PCB Connectors > PCB Headers & Receptacles



PCB Connector Assembly Type: **PCB Mount Header**

PCB Mount Orientation: **Vertical**

Connector System: **Board-to-Board**

Number of Positions: **6**

Number of Rows: **2**

Features

Product Type Features

PCB Connector Assembly Type	PCB Mount Header
Connector System	Board-to-Board
Header Type	Unshrouded
Sealable	No
Connector & Contact Terminates To	Printed Circuit Board

Configuration Features

Stackable	Yes
PCB Mount Orientation	Vertical
Number of Positions	6
Number of Rows	2
Board-to-Board Configuration	Parallel

Electrical Characteristics

Insulation Resistance	5000 MΩ
-----------------------	---------

Body Features

Primary Product Color	Black
-----------------------	-------

Contact Features

Contact Mating Area Length	8.38 mm[.33 in]
Mating Square Post Dimension	.64 mm[.025 in]



	15 µin
Contact Shape & Form	Square
PCB Contact Termination Area Plating Material	Gold
Contact Base Material	Brass
Contact Mating Area Plating Material	Gold
Contact Mating Area Plating Material Thickness	.381 µm[15 µin]
Contact Type	Pin
Contact Current Rating (Max)	3 A

Termination Features

Square Termination Post & Tail Dimension	.64 mm[.025 in]
Termination Post & Tail Length	8.38 mm[.33 in]
Termination Method to Printed Circuit Board	Through Hole - Solder

Mechanical Attachment

Mating Alignment	Without
PCB Mount Retention	Without
PCB Mount Alignment	Without
Connector Mounting Type	Board Mount

Housing Features

Centerline (Pitch)	2.54 mm[.1 in]
Housing Material	Thermoplastic

Dimensions

Row-to-Row Spacing	2.54 mm[.1 in]
Stack Height	19.55 mm[.77 in]
PCB Thickness (Recommended)	1.4 mm[.055 in]

Usage Conditions

Operating Temperature Range	-65 - 125 °C[-85 - 257 °F]
-----------------------------	----------------------------

Operation/Application

Assembly Process Feature	None
Circuit Application	Signal

Industry Standards

Compatible With Approved Standards Products	CSA LR7189, UL E28476
UL Flammability Rating	UL 94V-0



Packaging Features

Packaging Method	Carton
------------------	--------

Product Compliance


For compliance documentation, visit the product page on TE.com>

EU RoHS Directive 2011/65/EU	Compliant
EU ELV Directive 2000/53/EC	Compliant
China RoHS 2 Directive MIIT Order No 32, 2016	No Restricted Materials Above Threshold
EU REACH Regulation (EC) No. 1907/2006	Current ECHA Candidate List: JAN 2024 (240) Candidate List Declared Against: JAN 2024 (240) Does not contain REACH SVHC
Halogen Content	Not Low Halogen - contains Br or Cl > 900 ppm.
Solder Process Capability	Wave solder capable to 240°C


Product Compliance Disclaimer

This information is provided based on reasonable inquiry of our suppliers and represents our current actual knowledge based on the information they provided. This information is subject to change. The part numbers that TE has identified as EU RoHS compliant have a maximum concentration of 0.1% by weight in homogenous materials for lead, hexavalent chromium, mercury, PBB, PBDE, DBP, BBP, DEHP, DIBP, and 0.01% for cadmium, or qualify for an exemption to these limits as defined in the Annexes of Directive 2011/65/EU (RoHS2). Finished electrical and electronic equipment products will be CE marked as required by Directive 2011/65/EU. Components may not be CE marked. Additionally, the part numbers that TE has identified as EU ELV compliant have a maximum concentration of 0.1% by weight in homogenous materials for lead, hexavalent chromium, and mercury, and 0.01% for cadmium, or qualify for an exemption to these limits as defined in the Annexes of Directive 2000/53/EC (ELV). Regarding the REACH Regulation, the information TE provides on SVHC in articles for this part number is based on the latest European Chemicals Agency (ECHA) 'Guidance on requirements for substances in articles' posted at this URL: <https://echa.europa.eu/guidance-documents/guidance-on-reach>

Compatible Parts



TE Part # 147726-5  
06 MODIV VRT SR OUTRIGGER 10AU




TE Part # 5146140-2  
06 MODII HORZ DR CE 100CL

Also in the Series | AMPMODU Headers



Connector Caps & Covers(1)




Connector Contacts(64)



Connector Hardware(2)



PCB Headers & Receptacles(4122)



Wire-to-Board Connector Assemblies & Housings(5)

Customers Also Bought



TE Part # 6-1625971-8  
HSA25 82R 5%



TE Part # NB17224001  
RNF-150-1-0-SP



TE Part # 61945-1  
187 FASTON REC 18-16 AWG TPBR



TE Part # 5-146486-3  
06 MODII HDR DRST UNSHRD STKG



TE Part # 828296-3  
3P MOD 2 STIFT LEI




TE Part # 4-1393222-6  
V23061A1007A502=MINISTARKSTROM



TE Part # 2176341-7  
CRGCQ 0805 33R 1%



TE Part # 1-1649357-5  
RTH34024



TE Part # D51018-000  
CM-SCE-TP-1/2-4H-4CS34034

Documents



Product Drawings

06 MODII HDR DRST UNSHRD STKG

English

Datasheets & Catalog Pages

AMPMODU Interconnetion System

AMPMODU Interconnetion System

English