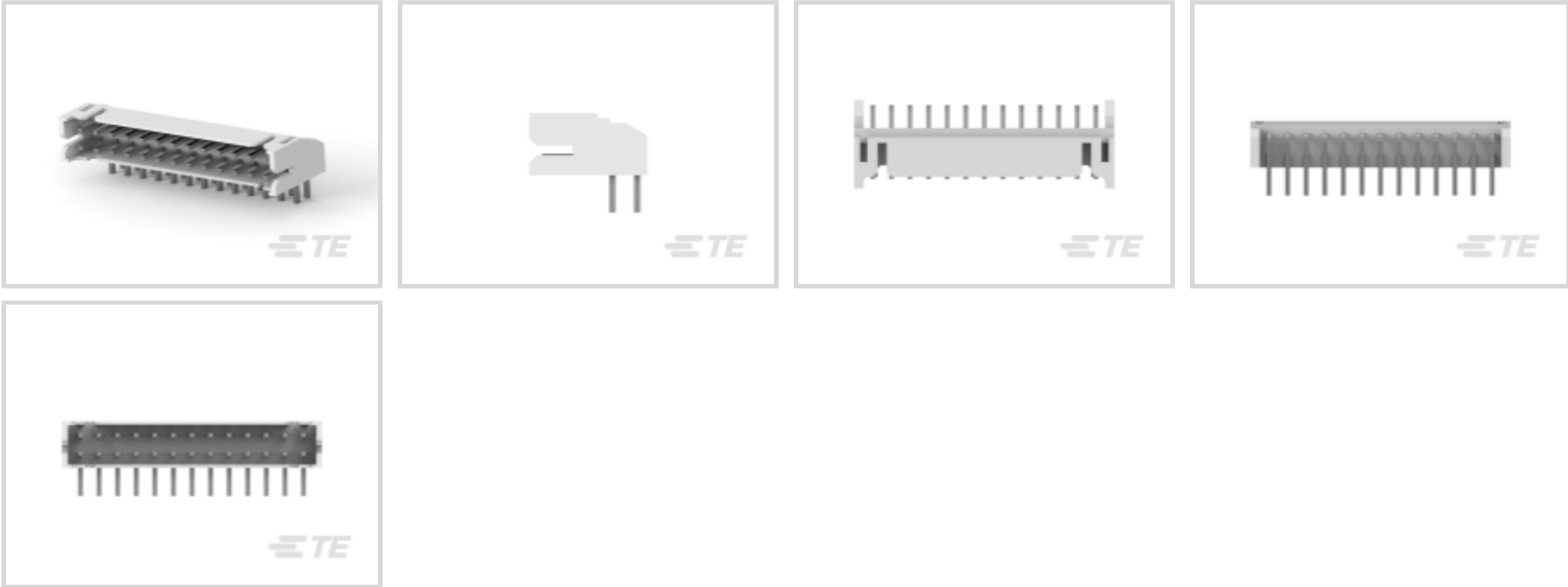




TE Internal #: 2-1470108-6
PCB Mount Header, Right Angle, Wire-to-Board, 26 Position, 2 mm
[.079 in] Centerline, Fully Shrouded, Tin, Through Hole - Solder,
Signal, Natural
[View on TE.com >](#)

Connectors > PCB Connectors > PCB Headers & Receptacles > AMP HPI 2.0 mm Headers



Connector System: **Wire-to-Board**
Number of Positions: **26**
Number of Rows: **2**
Centerline (Pitch): **2 mm [.079 in]**
PCB Mount Orientation: **Right Angle**

[All AMP HPI 2.0 mm Headers \(206\)](#)

Features

Product Type Features

Connector System	Wire-to-Board
Header Type	Fully Shrouded
Sealable	No
Connector & Contact Terminates To	Printed Circuit Board
PCB Connector Assembly Type	PCB Mount Header

Configuration Features

Connector Contact Load Condition	Fully Loaded
Number of Positions	26
Number of Rows	2
PCB Mount Orientation	Right Angle

Electrical Characteristics

Insulation Resistance	5000 MΩ
Operating Voltage	100 VDC



Body Features

Primary Product Color	Natural
-----------------------	---------

Contact Features

Contact Mating Area Length	3.5 mm[.138 in]
Mating Square Post Dimension	.5 mm[.02 in]
	100 µin
Contact Shape & Form	Square
PCB Contact Termination Area Plating Material	Tin
Contact Base Material	Copper Alloy
Contact Mating Area Plating Material	Tin
Contact Type	Pin
Contact Current Rating (Max)	3 A

Termination Features

Square Termination Post & Tail Dimension	.5 mm[.02 in]
Termination Post & Tail Length	3 mm[.118 in]
Termination Method to Printed Circuit Board	Through Hole - Solder

Mechanical Attachment

Mating Alignment Type	Keyed
Mating Retention	Without
Connector Mounting Type	Board Mount
Mating Alignment	With
PCB Mount Alignment	Without
PCB Mount Retention	Without

Housing Features

Housing Material	Nylon 66
Centerline (Pitch)	2 mm[.079 in]

Dimensions

PCB Thickness (Recommended)	1.57 mm[.062 in]
Row-to-Row Spacing	2 mm[.079 in]

Usage Conditions

Operating Temperature Range	-25 - 85 °C[-13 - 185 °F]
-----------------------------	---------------------------

Operation/Application



Circuit Application	Signal
---------------------	--------

Industry Standards

Compatible With Approved Standards Products	CSA LR7189, UL E28476
UL Flammability Rating	UL 94V-0

Packaging Features

Packaging Method	Loose Piece
------------------	-------------

Other

Position Locations Omitted	0
----------------------------	---

Product Compliance

For compliance documentation, visit the product page on [TE.com](#)>


EU RoHS Directive 2011/65/EU	Compliant
EU ELV Directive 2000/53/EC	Compliant
China RoHS 2 Directive MIIT Order No 32, 2016	No Restricted Materials Above Threshold
EU REACH Regulation (EC) No. 1907/2006	Current ECHA Candidate List: JAN 2024 (240) Candidate List Declared Against: JAN 2024 (240) Does not contain REACH SVHC
Halogen Content	Low Halogen - Br, Cl, F, I < 900 ppm per homogenous material. Also BFR/CFR/PVC Free
Solder Process Capability	Wave solder capable to 240°C

Product Compliance Disclaimer


This information is provided based on reasonable inquiry of our suppliers and represents our current actual knowledge based on the information they provided. This information is subject to change. The part numbers that TE has identified as EU RoHS compliant have a maximum concentration of 0.1% by weight in homogenous materials for lead, hexavalent chromium, mercury, PBB, PBDE, DBP, BBP, DEHP, DIBP, and 0.01% for cadmium, or qualify for an exemption to these limits as defined in the Annexes of Directive 2011/65/EU (RoHS2). Finished electrical and electronic equipment products will be CE marked as required by Directive 2011/65/EU. Components may not be CE marked. Additionally, the part numbers that TE has identified as EU ELV compliant have a maximum concentration of 0.1% by weight in homogenous materials for lead, hexavalent chromium, and mercury, and 0.01% for cadmium, or qualify for an exemption to these limits as defined in the Annexes of Directive 2000/53/EC (ELV). Regarding the REACH Regulation, the information TE provides on SVHC in articles for this part number is based on the latest European Chemicals Agency (ECHA) 'Guidance on requirements for substances in articles' posted at this URL: <https://echa.europa.eu/guidance-documents/guidance-on-reach>

Compatible Parts







TE Part # 1470106-1
2.0mm Pitch Crimp Contact




TE Part # 2-1470107-6
2.0MM PITCH CRIMP HOUSING 26P



TE Part # 2-111626-7
026 2MM 30DP FT



TE Part # 2834390-1
EJT2.0,HDR,2x15P,RA,THT,FG,NL,2.16 tail



TE Part # 3-1470209-6
RCPT,2MM,26P,VRT MT,8AU,2.6ST

Customers Also Bought



TE Part # 205206-3
CRIMP SNAP PLUG ASSY,SIZE 2



TE Part # 281695-6
HEADER HE14 STRAIGHT 6 P



TE Part # 5227161-2
RTANG JK W/MTG PINS, BNC PCB



TE Part # 91285-1
INSERT/EXTRACT TOOL ASSEMBLY



TE Part # 2-1676913-6
YR1 0.1% 1K0



TE Part # 5205980-1
SCREW RETAINER KIT



TE Part # 2-881545-2
AMP SHUNT LOW PROFI



TE Part # 2029030-2
2P MICRO MNL HDR ASY SR SIDE L

Documents

Product Drawings
2.0MM PITCH HEADER,DIP 26P
English

CAD Files
Customer View Model
ENG_CVM_CVM_2-1470108-6_F.2d_dxf.zip
English
3D PDF



3D

Customer View Model

[ENG_CVM_CVM_2-1470108-6_F.3d_igs.zip](#)

English

Customer View Model

[ENG_CVM_CVM_2-1470108-6_F.3d_stp.zip](#)

English

By downloading the CAD file I accept and agree to the [Terms and Conditions](#) of use.

Datasheets & Catalog Pages

[AMPMODU_INTERCONNECTION_SYSTEM_SECTION3AND4](#)

English

[HPI Connectors QRG](#)

English

Product Specifications

[AMP 2.0mm PITCH EMIX Economic Metric Interconnect Series, Wire-To-Board System.](#)

English

[Application Specification](#)

English