




TE Internal #: T4061310004-005

M8 Pigtail Cable Assembly, 4 Position, 5 m, Sensor/Actuator, Code A, M8 Socket, Shielded, Single Ended, PA66+25GF

[View on TE.com >](#)

Cable Assemblies > Copper Cable Assemblies > M8/M12 Cable Assemblies > M8 Cable Assembly, Single End, Female, Straight



M8/M12 Application Type: **Sensor/Actuator**

Number of Positions: **4**

Connector & Keying Code: **A**

Connector Type (End A): **M8 Socket**

Cable Assembly Type: **M8 Pigtail**

[All M8 Cable Assembly, Single End, Female, Straight \(56\)](#)

Features

Product Type Features

Connector Type (End A)	M8 Socket
Cable Assembly Type	M8 Pigtail

Configuration Features

Number of Positions	4
---------------------	---

Body Features

Connector Color (End A)	Black
Jacket Material	PVC
Connector & Keying Code	A

Mechanical Attachment

Thread Size	M8
Connector Orientation (End A)	Straight

Housing Features

Housing Material	PA66+25GF
------------------	-----------



Operation/Application

M8/M12 Application Type	Sensor/Actuator
Shielded	Yes

Other

Cable Assembly Length	5 m
Cable Assembly Configuration	Single Ended

Product Compliance

For compliance documentation, visit the product page on TE.com>

EU RoHS Directive 2011/65/EU	Compliant with Exemptions
EU ELV Directive 2000/53/EC	Compliant with Exemptions
China RoHS 2 Directive MIIT Order No 32, 2016	Restricted Materials Above Threshold
EU REACH Regulation (EC) No. 1907/2006	Current ECHA Candidate List: JAN 2024 (240) Candidate List Declared Against: JAN 2021 (211) SVHC > Threshold: Pb (1.9% in Pb-Alloy in Copper) Article Safe Usage Statements: Do not eat, drink or smoke when using this product. Wash thoroughly after handling. Recycle if possible and dispose of the article by following all applicable governmental regulations relevant to your geographic location.
Halogen Content	Not Low Halogen - contains Br or Cl > 900 ppm.
Solder Process Capability	Not applicable for solder process capability

Product Compliance Disclaimer

This information is provided based on reasonable inquiry of our suppliers and represents our current actual knowledge based on the information they provided. This information is subject to change. The part numbers that TE has identified as EU RoHS compliant have a maximum concentration of 0.1% by weight in homogenous materials for lead, hexavalent chromium, mercury, PBB, PBDE, DBP, BBP, DEHP, DIBP, and 0.01% for cadmium, or qualify for an exemption to these limits as defined in the Annexes of Directive 2011/65/EU (RoHS2). Finished electrical and electronic equipment products will be CE marked as required by Directive 2011/65/EU. Components may not be CE marked. Additionally, the part numbers that TE has identified as EU ELV compliant have a maximum concentration of 0.1% by weight in homogenous materials for lead, hexavalent chromium, and mercury, and 0.01% for cadmium, or qualify for an exemption to these limits as defined in the Annexes of Directive 2000/53/EC (ELV). Regarding the REACH Regulation, the information TE provides on SVHC in articles for this part number is based on the latest European Chemicals Agency (ECHA) 'Guidance on requirements for substances in articles' posted at this URL: <https://echa.europa.eu/guidance-documents/guidance-on-reach>

Compatible Parts






TE Part # CAT-SE594-M1G
M8 Connector: Pigtail Cable, Straight, Male




TE Part # T4061110004-005
M8 CABLE ST M 5M 4POS PVC CABLE


Customers Also Bought




TE Part # 327717
PIDG Spade Tongue Terminals



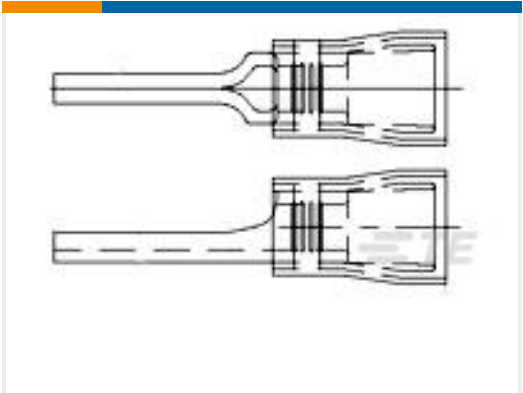
TE Part # 2-2291727-1
D3200M FMLB REC HSG 4P SSKEY




TE Part # 5748677-2
PLTD PLST CBL CLMP KIT,SZ 2




TE Part # 3-350816-2
ULTRAFAST 187 ASSY REC 16-14 TPBR LP




TE Part # 165085-1
PG WIRE PIN YELLOW



TE Part # 36149
PIDG R 22-16 COMM 22-18 MIL 6



TE Part # 2298107-3
DYNAMIC D-3 FMLB REC CONT AU0. 38 L SIZE



TE Part # 114163-000
CWT-9003

Documents

Product Drawings

M8 CABLE ST FEMALE 5M 4POS PVC CABLE

English

CAD Files

Customer View Model

ENG_CVM_CVM_T4061310004-005_B.3d_igs.zip

English

Customer View Model

ENG_CVM_CVM_T4061310004-005_B.3d_stp.zip

English

Customer View Model

ENG_CVM_CVM_T4061310004-005_B.2d_dxf.zip

English

3D PDF

3D

By downloading the CAD file I accept and agree to the [Terms and Conditions](#) of use.



Datasheets & Catalog Pages
M8 / M12 Connector System Catalog
English

Product Specifications
Application Specification
English
Application Specification
English

Agency Approvals
UL
English