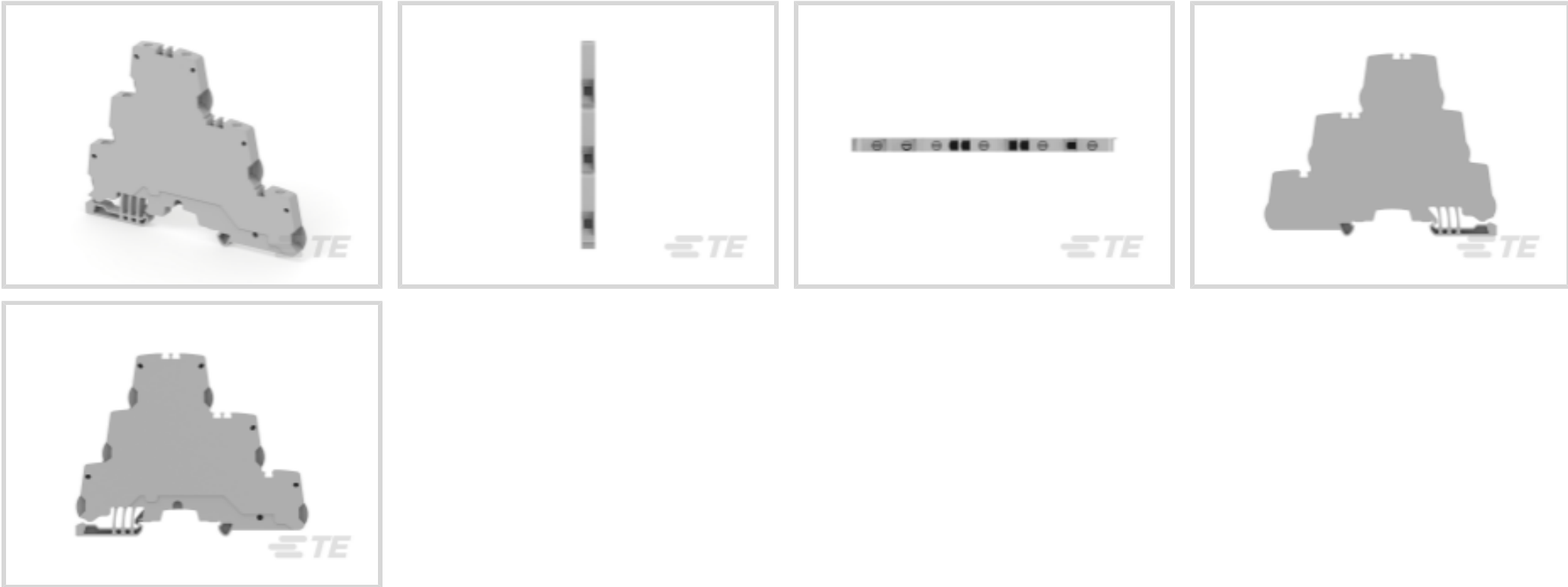




Connectors > Terminal Blocks & Strips > Modular Terminal Blocks



Block Function: **Feed-Through**

Modular Terminal Block Product Type: **Screw Clamp Terminal Block**

Primary Product Color: **Gray**

Product Spacing: **5.2 mm [.205 in]**

Number of Positions: **6**

Features

Product Type Features

Modular Terminal Block Product Type	Screw Clamp Terminal Block
-------------------------------------	----------------------------

Configuration Features

Gauge Type	A3-B3
Number of Levels	3
Number of Circuits	3
Block Function	Feed-Through
Number of Positions	6

Electrical Characteristics

Impulse Withstanding Voltage Rating (IEC)	8000 V
Current Rating (CSA)	20 A
Power Loss	3 W
Short-Time Withstanding Current Rating @ 1s	480 A
Voltage Rating (IEC)	800 V
Operating Voltage Rating (UL & CSA) (Max) - Main Circuit	300 V



Voltage Rating (CSA)	300 V
Dielectric Withstanding Voltage (Max)	2000 V
Current Rating (UL)	20 A
Current Rating (IEC)	32 A

Body Features

Product Weight	24.4 g[.96 oz]
Primary Product Color	Gray

Mechanical Attachment

DIN Rail Mounting Type	TH35-15, TH35-7.5
Connector Mounting Type	DIN Rail

Housing Features

Housing Material	Polyamide
------------------	-----------

Dimensions

Main Circuit Capacity - Twin Ferrule per Screw Clamp	24 - 16 AWG
Main Circuit Capacity - 1 Flexible Conductor per Screw Clamp	.22 - 4 mm ²
Main Circuit Capacity - 1 Non-Insulated Ferrule per Screw Clamp	.22 - 4 mm ²
Main Circuit Capacity - 1 Insulated Ferrule per Screw Clamp	24 - 14 AWG
Main Circuit Capacity - 1 Rigid Stranded Conductor per Screw Clamp	24 - 12 AWG
Wire Stripping Length	10.5 mm[.413 in]
Main Circuit Capacity - 2 Rigid Stranded Conductors per Screw Clamp	.2 - 1.5 mm ²
Main Circuit Capacity - 2 Flexible Conductors per Screw Clamp	.2 - 1.5 mm ²
Tool Size	3.5 mm[.138 in]
Product Depth	78.4 mm
Product Length	78.4 mm
Product Height	100.1 mm
Product Spacing	5.2 mm[.205 in]

Usage Conditions

Installation Temperature Range	-5 - 40 °C[23 - 104 °F]
Operating Temperature Range	-55 - 110 °C[-67 - 230 °F]

Industry Standards

IP Rating	IP20
-----------	------



UL Flammability Rating

UL 94V-0

Product Compliance


For compliance documentation, visit the product page on TE.com>

EU RoHS Directive 2011/65/EU	Compliant
EU ELV Directive 2000/53/EC	Compliant
China RoHS 2 Directive MIIT Order No 32, 2016	No Restricted Materials Above Threshold
EU REACH Regulation (EC) No. 1907/2006	Current ECHA Candidate List: JAN 2024 (240) Candidate List Declared Against: JAN 2024 (240) Does not contain REACH SVHC
Halogen Content	Low Halogen - Br, Cl, F, I < 900 ppm per homogenous material. Also BFR/CFR/PVC Free
Solder Process Capability	Not reviewed for solder process capability


Product Compliance Disclaimer

This information is provided based on reasonable inquiry of our suppliers and represents our current actual knowledge based on the information they provided. This information is subject to change. The part numbers that TE has identified as EU RoHS compliant have a maximum concentration of 0.1% by weight in homogenous materials for lead, hexavalent chromium, mercury, PBB, PBDE, DBP, BBP, DEHP, DIBP, and 0.01% for cadmium, or qualify for an exemption to these limits as defined in the Annexes of Directive 2011/65/EU (RoHS2). Finished electrical and electronic equipment products will be CE marked as required by Directive 2011/65/EU. Components may not be CE marked. Additionally, the part numbers that TE has identified as EU ELV compliant have a maximum concentration of 0.1% by weight in homogenous materials for lead, hexavalent chromium, and mercury, and 0.01% for cadmium, or qualify for an exemption to these limits as defined in the Annexes of Directive 2000/53/EC (ELV). Regarding the REACH Regulation, the information TE provides on SVHC in articles for this part number is based on the latest European Chemicals Agency (ECHA) 'Guidance on requirements for substances in articles' posted at this URL: <https://echa.europa.eu/guidance-documents/guidance-on-reach>


Compatible Parts




TE Part # 1SNK140000R0000
MC512



TE Part # 1SNK140004R0000
MC512-YL



















TE Part # 1SNK505961R0000
ES4-T3






TE Part # 1SNK900102R0000
BAZH1




 TE Part # 1SNK900205R0000 TP4	 TE Part # 1SNK900403R0000 PG5-R2	 TE Part # 1SNK900606R0000 LH-J	 TE Part # 1SNK905302R0000 JB5-2
 TE Part # 1SNK905303R0000 JB5-3	 TE Part # 1SET111001R0000 WF003-08-GN	 TE Part # 1SET111002R0000 WF005-08-WH	 TE Part # 1SET111003R0000 WF007-08-BL
 TE Part # 1SET111005R0000 WF010-08-RD	 TE Part # 1SET111007R0000 WF015-08-BK	 TE Part # 1SET111010R0000 WF025-08-GR	 TE Part # 1SET111026R0000 WF003-08-TR
 TE Part # 1SET111027R0000 WF007-08-GR	 TE Part # 1SET111029R0000 WF025-08-BL	 TE Part # 1SET112001R0000 WFD005-08-WH	 TE Part # 1SET112004R0000 WFD010-08-RD

Also in the Series | ENTRELEC SNK


 Modular Terminal Blocks(320)	 Terminal Block & Strip Conducting Accessories(67)	 Terminal Block & Strip Insulating Accessories(31)
---	--	--

Customers Also Bought







TE Part # 1SNK505910R0000
ES4




TE Part # 1SNK506210R0000
ZS6-D2




TE Part # 1SNK508150R0000
ZS10-PE




TE Part # 1SNK510150R0000
ZS16-PE




TE Part # 1SNK516150R0000
ZS35-PE




TE Part # 1SNK805712R0000
CDK2.5




TE Part # 1SNK510020R0000
ZS16-BL



TE Part # 1SNK516020R0000
ZS35-BL



TE Part # 1SNK805753R0000
CDK2.5-PE-E



TE Part # 1SNA190002R2100
D70/32.FF

Documents

CAD Files

3D PDF

3D

Customer View Model

ENG_CVM_CVM_1SNK505212R0000_A.2d_dxf.zip

English

Customer View Model

ENG_CVM_CVM_1SNK505212R0000_A.3d_igs.zip

English

Customer View Model

ENG_CVM_CVM_1SNK505212R0000_A.3d_stp.zip

English

By downloading the CAD file I accept and agree to the [Terms and Conditions](#) of use.

Datasheets & Catalog Pages

ENTRELEC Terminal Block - Master Catalog

ENTRELEC Terminal Block - Master Catalog

English



[ZS4-T3](#)

English

[SNK SERIES TERMINAL BLOCKS](#)

English

[ENTRELEC Terminal Blocks Catalogue \(RUS\)](#)

[Essential Entrelec Terminal Blocks](#)

French

[Essential Entrelec Terminal Blocks](#)

English

[Essential Entrelec Terminal Blocks](#)

Japanese