



Connectors > Automotive Connectors > Automotive Housings > Timer Connector Housing



Connector System: **Wire-to-Board, Wire-to-Wire**
Number of Positions: **15**
Connector & Housing Type: **Housing for Female Terminals**
Centerline (Pitch): **5 mm [.197 in]**
Sealable: **No**

[All Timer Connector Housing \(518\)](#)

Features

Product Type Features

| | |
|-----------------------------------|------------------------------|
| Mixed & Hybrid Connector | No |
| Connector Shape | Rectangular |
| Connector System | Wire-to-Board, Wire-to-Wire |
| Connector & Housing Type | Housing for Female Terminals |
| Sealable | No |
| Connector & Contact Terminates To | Wire & Cable |
| Primary Locking Feature | On the Terminal |

Configuration Features

| | |
|---------------------|----|
| Number of Positions | 15 |
| Number of Rows | 3 |

Electrical Characteristics

| | |
|------------------------------|------|
| Nominal Voltage Architecture | 28 V |
|------------------------------|------|

Body Features

| | |
|-------------------------|------|
| Primary Product Color | Gray |
| Connector & Keying Code | A |

Contact Features

| | |
|--|--|
| | |
|--|--|



| | |
|------------------------------|----------------|
| Contact Size | 2.8mm |
| Contact Type | Receptacle |
| Mating Tab Width | 2.8 mm[.11 in] |
| Contact Current Rating (Max) | 30 A |

Mechanical Attachment

| | |
|-----------------------------|----------------------------|
| Terminal Position Assurance | Yes |
| Strain Relief | Without |
| Mating Alignment Type | Keyed |
| Mating Alignment | With |
| Connector Mounting Type | Cable Mount (Free-Hanging) |

Housing Features

| | |
|--------------------|---------------|
| Housing Material | PBT GF |
| Centerline (Pitch) | 5 mm[.197 in] |

Dimensions

| | |
|------------------|-------------------|
| Connector Height | 26.5 mm[1.043 in] |
| Product Length | 26.2 mm[1.031 in] |

Usage Conditions

| | |
|-----------------------------|----------------------------|
| Operating Temperature (Max) | 100 °C[212 °F] |
| Operating Temperature Range | -30 - 100 °C[-22 - 212 °F] |

Operation/Application

| | |
|---------------------|--------|
| Circuit Application | Signal |
|---------------------|--------|

Packaging Features

| | |
|------------------|--------|
| Packaging Method | Carton |
|------------------|--------|

Other

| | |
|--------------------------------------|----|
| Serviceable | No |
| Connector Position Assurance Capable | No |

Product Compliance

For compliance documentation, visit the product page on TE.com>

| | |
|---|---|
| EU RoHS Directive 2011/65/EU | Compliant |
| EU ELV Directive 2000/53/EC | Compliant |
| China RoHS 2 Directive MIIT Order No 32, 2016 | No Restricted Materials Above Threshold |



EU REACH Regulation (EC) No. 1907/2006

Current ECHA Candidate List: JAN 2024 (240)
Candidate List Declared Against: JAN 2024 (240)
Does not contain REACH SVHC

Halogen Content

Low Halogen - Br, Cl, F, I < 900 ppm per homogenous material. Also BFR/CFR/PVC Free


Solder Process Capability

Not applicable for solder process capability


Product Compliance Disclaimer

This information is provided based on reasonable inquiry of our suppliers and represents our current actual knowledge based on the information they provided. This information is subject to change. The part numbers that TE has identified as EU RoHS compliant have a maximum concentration of 0.1% by weight in homogenous materials for lead, hexavalent chromium, mercury, PBB, PBDE, DBP, BBP, DEHP, DIBP, and 0.01% for cadmium, or qualify for an exemption to these limits as defined in the Annexes of Directive 2011/65/EU (RoHS2). Finished electrical and electronic equipment products will be CE marked as required by Directive 2011/65/EU. Components may not be CE marked. Additionally, the part numbers that TE has identified as EU ELV compliant have a maximum concentration of 0.1% by weight in homogenous materials for lead, hexavalent chromium, and mercury, and 0.01% for cadmium, or qualify for an exemption to these limits as defined in the Annexes of Directive 2000/53/EC (ELV). Regarding the REACH Regulation, the information TE provides on SVHC in articles for this part number is based on the latest European Chemicals Agency (ECHA) 'Guidance on requirements for substances in articles' posted at this URL: <https://echa.europa.eu/guidance-documents/guidance-on-reach>


Compatible Parts




TE Part # CAT-M4599-H342
AMP MCP Unsealed Headers




TE Part # CAT-J96-ULPA
Unsealed Locks Position Assurance




TE Part # CAT-LMPH9507
Low & Medium Power Header




TE Part # 1-967628-1
FLA-ST-GEH 2.8 15P



TE Part # CAT-T4827-T273
TIMER, RECEPTACLE AND TAB



TE Part # 1719810-1
JPT REC 2.8 Contact SRC Sn



TE Part # 1-927768-1
JPT REC 2.8 Contact SRC Au

Also in the Series | Junior Power Timer



Automotive Connector Caps & Covers (9)



Automotive Connector Locks & Position Assurance (8)



Automotive Housings (324)



Automotive Terminals (189)



Busbars & Terminals (1)



Connector Seals & Cavity Plugs (9)



Insertion & Extraction Tools (8)



Module Components (4)



Other Automotive Connector Accessories (2)

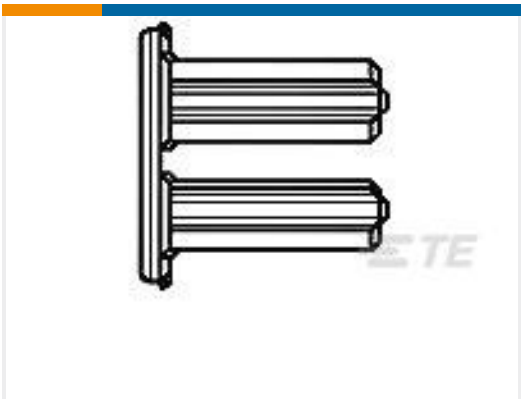


Special Purpose Terminals (2)

Customers Also Bought



TE Part # 1-967625-5
Timer Connector Housing




TE Part # 967633-1
2. KONT-SICHERUNG 15P



TE Part # 2-34126-2
TERMINAL, SOLIS R 16-14 3/8



TE Part # 2229745-1
HVA280 HEADER ASSY, KEY A, ORANGE



TE Part # 833323N005
381A303-51-01-0-CS8581

Documents



Product Drawings

JUN-POW-TIM GEH 15P

English

CAD Files

Customer View Model

ENG_CVM_1-967623-6_D.3d_igs.zip

English

Customer View Model

ENG_CVM_1-967623-6_D.3d_stp.zip

English

Customer View Model

ENG_CVM_1-967623-6_D.2d_dxf.zip

English

3D PDF

English

By downloading the CAD file I accept and agree to the [Terms and Conditions](#) of use.

Datasheets & Catalog Pages

Timer Interconnection System

English

Product Specifications

Product Specification

English

Product Specification

English