




PIDG

TE Internal #: 5-1377174-1

PCB Terminals, Tab, Mating Tab Width .25 in [6.35 mm], Through Hole - Screw, Unplated Plating, Box, Terminates To Printed Circuit Board, PIDG

[View on TE.com >](#)

Terminals & Splices > PCB Terminals



PCB Terminal Type: **Tab**
Mating Tab Width: **6.35 mm [.25 in]**
Mating Tab Thickness: **.81 mm [.032 in]**
Termination Method to Printed Circuit Board: **Through Hole - Screw**
Terminal Plating Material: **Unplated**

Features

Product Type Features

Terminal Features	Stud Hole
-------------------	-----------

Contact Features

PCB Terminal Type	Tab
Mating Tab Width	6.35 mm[.25 in]
Mating Tab Thickness	.81 mm[.032 in]
Terminal Plating Material	Unplated
Terminal Size	.25
Terminal Orientation	45 Bend

Termination Features

Termination Method to Printed Circuit Board	Through Hole - Screw
Product Terminates To	Printed Circuit Board

Dimensions

Stud Diameter	4.09 mm[.161 in]
---------------	------------------



Usage Conditions

Insulation Option	Uninsulated
Operating Temperature Range	170 °C[338 °F]

Packaging Features

Packaging Quantity	50
Packaging Method	Box

Product Compliance

For compliance documentation, visit the product page on [TE.com](#)>

EU RoHS Directive 2011/65/EU	Compliant
EU ELV Directive 2000/53/EC	Compliant
China RoHS 2 Directive MIIT Order No 32, 2016	No Restricted Materials Above Threshold
EU REACH Regulation (EC) No. 1907/2006	Current ECHA Candidate List: JAN 2024 (240) Candidate List Declared Against: JAN 2024 (240) Does not contain REACH SVHC
Halogen Content	Low Halogen - Br, Cl, F, I < 900 ppm per homogenous material. Also BFR/CFR/PVC Free
Solder Process Capability	Not applicable for solder process capability

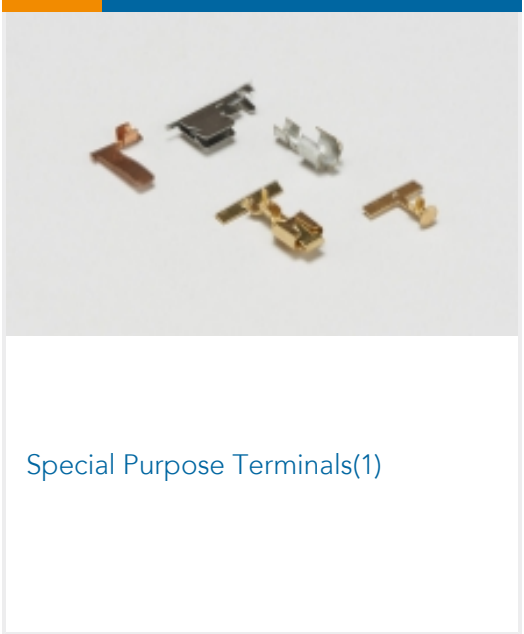
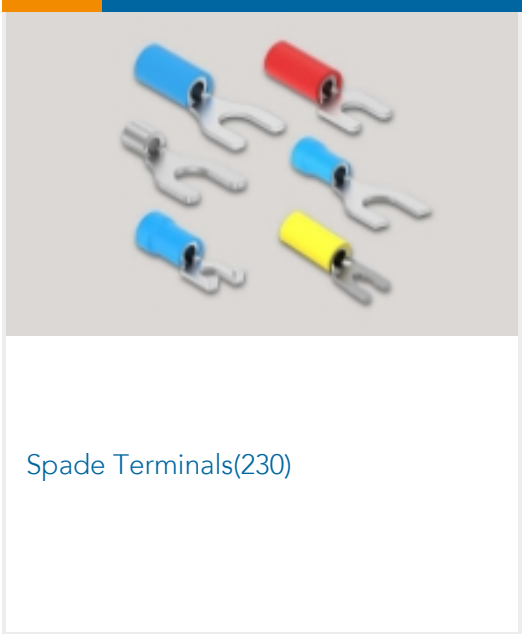
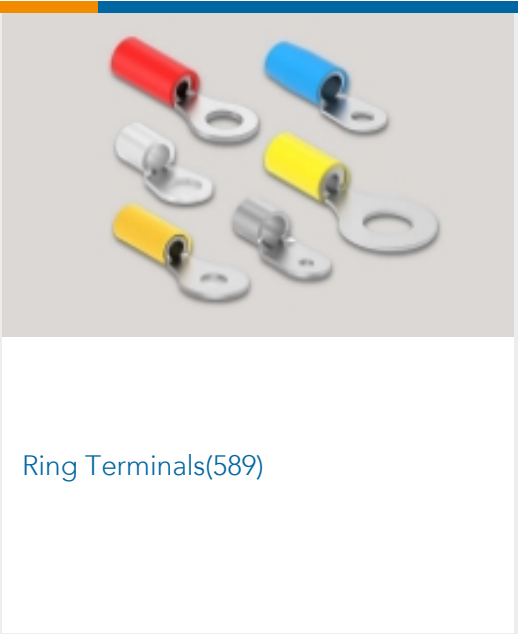
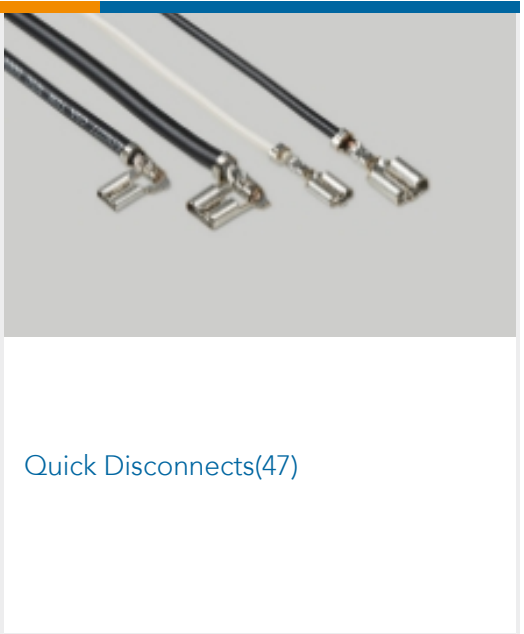

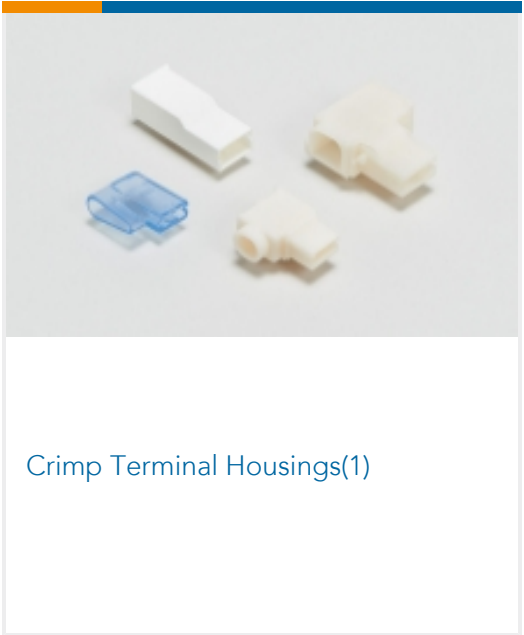

Product Compliance Disclaimer

This information is provided based on reasonable inquiry of our suppliers and represents our current actual knowledge based on the information they provided. This information is subject to change. The part numbers that TE has identified as EU RoHS compliant have a maximum concentration of 0.1% by weight in homogenous materials for lead, hexavalent chromium, mercury, PBB, PBDE, DBP, BBP, DEHP, DIBP, and 0.01% for cadmium, or qualify for an exemption to these limits as defined in the Annexes of Directive 2011/65/EU (RoHS2). Finished electrical and electronic equipment products will be CE marked as required by Directive 2011/65/EU. Components may not be CE marked. Additionally, the part numbers that TE has identified as EU ELV compliant have a maximum concentration of 0.1% by weight in homogenous materials for lead, hexavalent chromium, and mercury, and 0.01% for cadmium, or qualify for an exemption to these limits as defined in the Annexes of Directive 2000/53/EC (ELV). Regarding the REACH Regulation, the information TE provides on SVHC in articles for this part number is based on the latest European Chemicals Agency (ECHA) 'Guidance on requirements for substances in articles' posted at this URL: <https://echa.europa.eu/guidance-documents/guidance-on-reach>

Compatible Parts



Also in the Series | PIDG



Customers Also Bought





Documents

Product Drawings

SMP 0-0140814-1

English

CAD Files

3D PDF

3D

Customer View Model

ENG_CVM_CVM_5-1377174-1_C1.2d_dxf.zip

English

Customer View Model

ENG_CVM_CVM_5-1377174-1_C1.3d_igs.zip

English

Customer View Model

ENG_CVM_CVM_5-1377174-1_C1.3d_stp.zip

English

By downloading the CAD file I accept and agree to the [Terms and Conditions](#) of use.

Datasheets & Catalog Pages

RADIATION_RESISTANT_PRE-INSULATED_TERMINALS_SPLICES

English