



Connectors > PCB Connectors > PCB Headers & Receptacles



PCB Connector Assembly Type: **PCB Mount Header**
PCB Mount Orientation: **Vertical**
Connector System: **Board-to-Board**
Number of Positions: **266**
Centerline (Pitch): **.64 mm [.025 in]**

Features

Product Type Features

PCB Connector Assembly Type	PCB Mount Header
Connector System	Board-to-Board
Sealable	No
Connector & Contact Terminates To	Printed Circuit Board

Configuration Features

Number of Power Positions	7
Number of Columns	133
Stackable	Yes
Number of Signal Positions	266
PCB Mount Orientation	Vertical
Number of Positions	266
Board-to-Board Configuration	Parallel

Electrical Characteristics

Dielectric Withstanding Voltage (Max)	500 VAC
---------------------------------------	---------



Insulation Resistance	2 MΩ
Impedance	266 Ω
Operating Voltage	30 VAC

Signal Characteristics

Differential Signaling	Yes
Data Rate	10 Gb/s

Body Features

Primary Product Color	Black
-----------------------	-------

Contact Features

	29.99994 μin
PCB Contact Termination Area Plating Material Thickness	3.81 - 6.35 μm[149.9997 - 249.9995 μin]
Contact Layout	Inline
PCB Contact Termination Area Plating Material Finish	Matte
Contact Shape & Form	Dual Beam
Contact Mating Area Plating Material Finish	Matte
PCB Contact Termination Area Plating Material	Tin
Contact Base Material	Copper Alloy
Contact Mating Area Plating Material	Gold
Contact Type	Tab
Contact Current Rating (Max)	11.5 A

Termination Features

Rectangular Termination Post & Tail Thickness	.2 mm[.008 in]
Rectangular Termination Post & Tail Width	.54 mm[.021 in]
Termination Method to Printed Circuit Board	Surface Mount

Mechanical Attachment

PCB Mount Alignment Type	Locating Posts
Mating Retention	Without
PCB Mount Retention Type	Locating Post
Mating Alignment	With
Mating Alignment Type	Polarized
PCB Mount Retention	With
PCB Mount Alignment	With



Connector Mounting Type	Board Mount
Housing Features	
Mating Entry Location	Top
Centerline (Pitch)	.64 mm[.025 in]
Housing Material	Matte
Dimensions	
Connector Length	101.6 mm[4 in]
Connector Height	6.38 mm[.257 in]
Connector Width	5.28 mm[.208 in]
Stack Height	6.6 mm, 15.62 mm[.615 in]
Usage Conditions	
Operating Temperature Range	-55 - 125 °C[-67 - 257 °F]
Operation/Application	
Circuit Application	Signal
Industry Standards	
UL Rating	Listed
Compatible With Agency/Standards Products	CSA, UL
Compatible With Approved Standards Products	CSA 1195944, UL E28476
UL Flammability Rating	UL 94V-0
Packaging Features	
Packaging Quantity	5
Packaging Method	Box, Tube
Product Compliance	
For compliance documentation, visit the product page on TE.com>	
EU RoHS Directive 2011/65/EU	Compliant
EU ELV Directive 2000/53/EC	Compliant
China RoHS 2 Directive MIIT Order No 32, 2016	No Restricted Materials Above Threshold
EU REACH Regulation (EC) No. 1907/2006	Current ECHA Candidate List: JAN 2024 (240) Candidate List Declared Against: JAN 2024 (240) Does not contain REACH SVHC







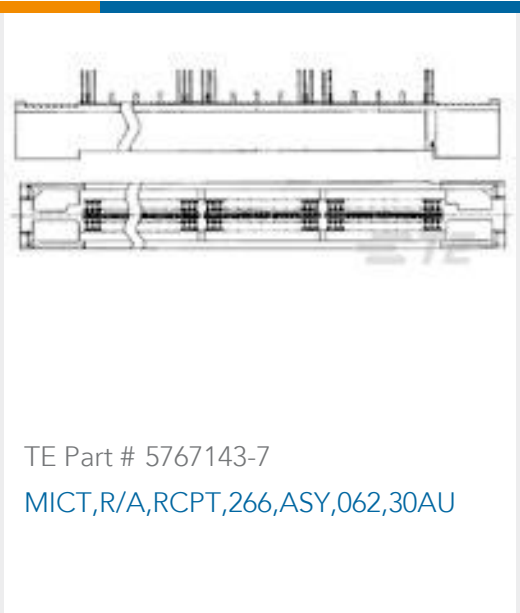


Halogen Content	Low Halogen - Br, Cl, F, I < 900 ppm per homogenous material. Also BFR/CFR/PVC Free
Solder Process Capability	Reflow solder capable to 260°C

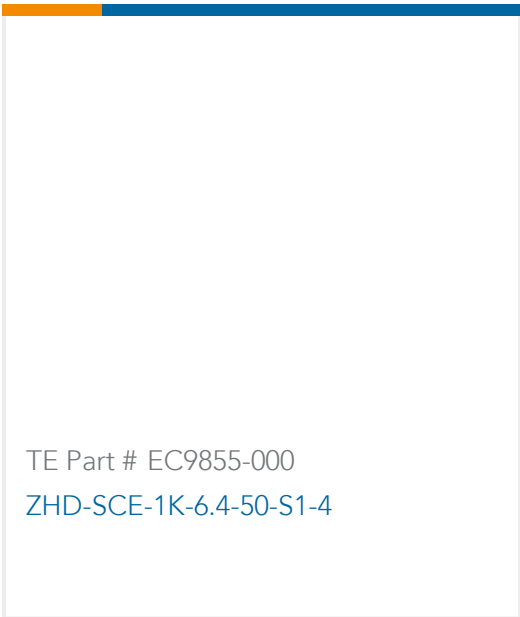



Product Compliance Disclaimer

This information is provided based on reasonable inquiry of our suppliers and represents our current actual knowledge based on the information they provided. This information is subject to change. The part numbers that TE has identified as EU RoHS compliant have a maximum concentration of 0.1% by weight in homogenous materials for lead, hexavalent chromium, mercury, PBB, PBDE, DBP, BBP, DEHP, DIBP, and 0.01% for cadmium, or qualify for an exemption to these limits as defined in the Annexes of Directive 2011/65/EU (RoHS2). Finished electrical and electronic equipment products will be CE marked as required by Directive 2011/65/EU. Components may not be CE marked. Additionally, the part numbers that TE has identified as EU ELV compliant have a maximum concentration of 0.1% by weight in homogenous materials for lead, hexavalent chromium, and mercury, and 0.01% for cadmium, or qualify for an exemption to these limits as defined in the Annexes of Directive 2000/53/EC (ELV). Regarding the REACH Regulation, the information TE provides on SVHC in articles for this part number is based on the latest European Chemicals Agency (ECHA) 'Guidance on requirements for substances in articles' posted at this URL: <https://echa.europa.eu/guidance-documents/guidance-on-reach>


Compatible Parts

 <p>TE Part # 2-5767004-8 MICTOR RECEPT ASSY, 266 POS.</p>	 <p>TE Part # 5767094-7 MICT,RECPT,266,ASY,PDNI,EXTD</p>	 <p>TE Part # 5767081-7 MICT,REC,266,ASY,PDNI,BARBLESS</p>	 <p>TE Part # 5767089-7 MICTOR,R/A,RECPT,.093,266,ASY</p>
 <p>TE Part # 5767095-7 MICT,REC,EXT,266,ASY,PDNI,025</p>	 <p>TE Part # 5767130-7 MICT,RCPT,266,ASY,GOLD,EXTD</p>	 <p>TE Part # 5767143-7 MICT,R/A,RCPT,266,ASY,062,30AU</p>	


Customers Also Bought

 <p>TE Part # EC9855-000 ZHD-SCE-1K-6.4-50-S1-4</p>	 <p>TE Part # 265100-002 44A0811-8-0</p>	 <p>TE Part # 1658198-1 70 POSN,0.8MM PITCH, SURFACE T</p>	 <p>TE Part # 3-87879-8 MOD VRT 100CL/135TN/5 POS</p>
--	--	---	--







TE Part # 5406216-2
MJ,R/A,8P,PNL GRDS,.10"STCAT4




TE Part # 1-1623775-2
MPC10 500R 5%



TE Part # 1-1614975-4
RN 1206 12K4 0.1% 10PPM CUT LENGTH



TE Part # 1-1614975-3
RN 1206 4K99 0.1% 10PPM CUT LENGTH



TE Part # 1-1971818-4
14P,RAST 2.5 Tab Header,Ex- Locking, THV

Documents

Product Drawings
MICT,260PLUG,266,ASSY,.025,REC
English

CAD Files
3D PDF
3D
Customer View Model
ENG_CVM_CVM_1-5767007-4_C.2d_dxf.zip
English
Customer View Model
ENG_CVM_CVM_1-5767007-4_C.3d_igs.zip
English
Customer View Model
ENG_CVM_CVM_1-5767007-4_C.3d_stp.zip
English

By downloading the CAD file I accept and agree to the Terms and Conditions of use.

Datasheets & Catalog Pages
MICTOR Interconnection System
English
Fine Pitch Stacking Connectors - 0.635mm MICTOR Connectors
English

Product Specifications
Application Specification
English

1-5767007-4

PCB Mount Header, Vertical, Board-to-Board, 266 Position, .64 mm [.025 in]
Centerline, Gold, Surface Mount, Signal, Black, Tube / Box

