



Connectors > Automotive Connectors > Automotive Housings



Connector System: **Wire-to-Board**

Number of Positions: **44**

Connector & Housing Type: **Housing for Female Terminals**

Centerline (Pitch): **3.5 mm [.138 in]**

Sealable: **Yes**

Features

Product Type Features

Connector Shape	Rectangular
Connector System	Wire-to-Board
Connector & Housing Type	Housing for Female Terminals
Sealable	Yes
Connector & Contact Terminates To	Printed Circuit Board
Primary Locking Feature	Contact Retainer

Configuration Features

Number of Positions	44
Number of Rows	2

Electrical Characteristics

Nominal Voltage Architecture	250 V
------------------------------	-------

Body Features

Primary Product Color	Black
-----------------------	-------



Contact Features

Contact Type	Socket
Mating Pin Diameter	1 mm[.039 in]
Contact Current Rating (Max)	7 A

Mechanical Attachment

Mating Alignment Type	Polarization Slot
Mating Alignment	With
Connector Mounting Type	Cable Mount (Free-Hanging)

Housing Features

Centerline (Pitch)	3.5 mm[.138 in]
--------------------	-----------------

Dimensions

Row-to-Row Spacing	4 mm
--------------------	------

Usage Conditions

Operating Temperature (Max)	125 °C[257 °F]
Operating Temperature Range	-40 - 125 °C[-40 - 257 °F]

Other

Connector Position Assurance Capable	No
--------------------------------------	----

Product Compliance

For compliance documentation, visit the product page on TE.com>

EU RoHS Directive 2011/65/EU	Compliant
EU ELV Directive 2000/53/EC	Compliant
China RoHS 2 Directive MIIT Order No 32, 2016	No Restricted Materials Above Threshold
EU REACH Regulation (EC) No. 1907/2006	Current ECHA Candidate List: JAN 2024 (240) Candidate List Declared Against: JUNE 2023 (235) Does not contain REACH SVHC
Halogen Content	Not Low Halogen - contains Br or Cl > 900 ppm.
Solder Process Capability	Not applicable for solder process capability

Product Compliance Disclaimer

This information is provided based on reasonable inquiry of our suppliers and represents our current actual knowledge based on the information they provided. This information is subject to change. The part numbers that TE has identified as EU RoHS compliant have a maximum concentration of 0.1% by weight in homogenous materials for lead, hexavalent




chromium, mercury, PBB, PBDE, DBP, BBP, DEHP, DIBP, and 0.01% for cadmium, or qualify for an exemption to these limits as defined in the Annexes of Directive 2011/65/EU (RoHS2). Finished electrical and electronic equipment products will be CE marked as required by Directive 2011/65/EU. Components may not be CE marked. Additionally, the part numbers that TE has identified as EU ELV compliant have a maximum concentration of 0.1% by weight in homogenous materials for lead, hexavalent chromium, and mercury, and 0.01% for cadmium, or qualify for an exemption to these limits as defined in the Annexes of Directive 2000/53/EC (ELV). Regarding the REACH Regulation, the information TE provides on SVHC in articles for this part number is based on the latest European Chemicals Agency (ECHA) 'Guidance on requirements for substances in articles' posted at this URL: <https://echa.europa.eu/guidance-documents/guidance-on-reach>

Also in the Series

SUPERSEAL 1.0mm



Automotive Housings(14)




Automotive Terminals(6)



Connector Backshells(2)



Connector Seals & Cavity Plugs(1)

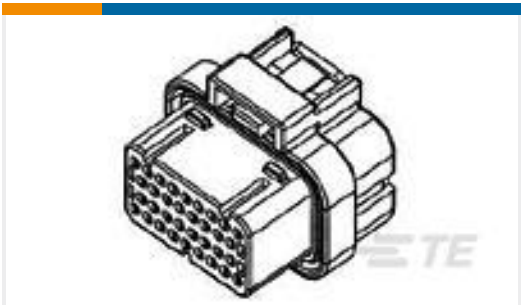


PCB Headers & Receptacles(33)

Customers Also Bought



TE Part # 8268294002
NETM1000-12-0-SP



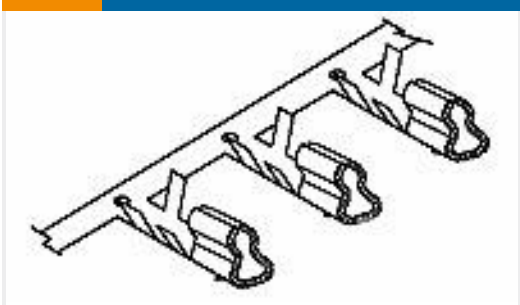
TE Part # 3-1437290-8
26POS,SUPERSEAL,REC HSG ASSY, SLD,COD 2



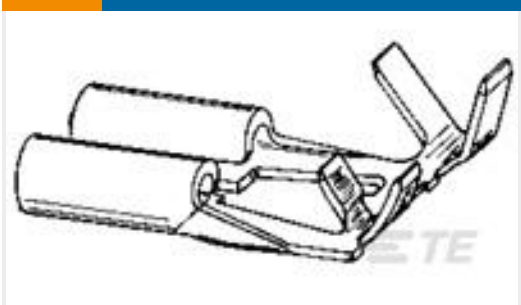
TE Part # 1-66108-5
III+ SKT,26-24,TIN,STRIP



TE Part # 1775441-5
EMIX CONN., 1.5MM PITCH, RCPT, HSG, 5P



TE Part # 1775442-1
EMIX CONN., 1.5mm PITCH, TERMI



TE Part # 180453-2
FF 312 REC 1-2.5MM2 TPBR



TE Part # DT04-08PB-P021
REC, 8P, BLK, BUSBAR 1X8, NICKEL, B



TE Part # 2822362-4
070 EJ MK-2 SENSOR PLUG 2P DARK GREEN



Documents

Product Drawings

3900281-441=SP/SEAL 44P PLUG

Japanese

3900281-441=SP/SEAL 44P PLUG

English

CAD Files

Customer View Model

ENG_CVM_CVM_2-1447232-6_A.2d_dxf.zip

English

3D PDF

3D

Customer View Model

ENG_CVM_CVM_2-1447232-6_A.3d_igs.zip

English

Customer View Model

ENG_CVM_CVM_2-1447232-6_A.3d_stp.zip

English

By downloading the CAD file I accept and agree to the [Terms and Conditions](#) of use.

Product Specifications

Receptacle Contact, Super Seal Connector

Japanese

Application Specification

Japanese

Super Seal Connector

Japanese

Application Specification

Japanese