



Connectors > Circular Connectors > Circular Connector Contact Inserts



Circular Connector Insert Type: **Socket**
Pole Configuration: **4**
Number of Positions: **4**
Connector Mounting Type: **Cable Mount (Free-Hanging)**
Operating Temperature Range: **-40 - 85 °C [-85 - 500 °F]**

Features

Product Type Features

Sealable	Yes
Connector & Contact Terminates To	Wire & Cable

Configuration Features

Number of Positions	4
---------------------	---

Body Features

Primary Product Color	Gray
Circular Connector Insert Type	Socket

Contact Features

Pole Configuration	4
--------------------	---

Termination Features

Termination Method to Wire & Cable	Crimp Terminal
------------------------------------	----------------

Mechanical Attachment

Connector Mounting Type	Cable Mount (Free-Hanging)
-------------------------	----------------------------

Housing Features



Housing Material	PBT GF10
------------------	----------

Dimensions

Wire Size	.08 - .4 mm²
-----------	--------------

Usage Conditions

Operating Temperature Range	-40 - 85 °C[-85 - 500 °F]
-----------------------------	---------------------------

Operation/Application

Compatible With Connector Series	Circular Hybrid
----------------------------------	-----------------

Packaging Features

Packaging Quantity	40
Packaging Method	Carton

Product Compliance

For compliance documentation, visit the product page on [TE.com](#)>

EU RoHS Directive 2011/65/EU	Compliant with Exemptions
EU ELV Directive 2000/53/EC	Compliant with Exemptions
China RoHS 2 Directive MIIT Order No 32, 2016	Restricted Materials Above Threshold
EU REACH Regulation (EC) No. 1907/2006	Current ECHA Candidate List: JAN 2024 (240) Candidate List Declared Against: JUNE 2023 (235) SVHC > Threshold: Pb (3.5% in Component) Article Safe Usage Statements: Do not eat, drink or smoke when using this product. Wash thoroughly after handling. Recycle if possible and dispose of the article by following all applicable governmental regulations relevant to your geographic location.
Halogen Content	Not Yet Reviewed for halogen content
Solder Process Capability	Not applicable for solder process capability

Product Compliance Disclaimer

This information is provided based on reasonable inquiry of our suppliers and represents our current actual knowledge based on the information they provided. This information is subject to change. The part numbers that TE has identified as EU RoHS compliant have a maximum concentration of 0.1% by weight in homogenous materials for lead, hexavalent chromium, mercury, PBB, PBDE, DBP, BBP, DEHP, DIBP, and 0.01% for cadmium, or qualify for an exemption to these limits as defined in the Annexes of Directive 2011/65/EU (RoHS2). Finished electrical and electronic equipment products will be CE marked as required by Directive 2011/65/EU. Components may not be CE marked. Additionally, the part numbers that TE has identified as EU ELV compliant have a maximum concentration of 0.1% by weight in homogenous materials for lead, hexavalent chromium, and mercury, and 0.01% for cadmium, or qualify for an exemption to these limits as defined in the Annexes of Directive 2000/53/EC (ELV). Regarding the REACH Regulation, the information TE provides on SVHC in articles for this part number is based on the latest European Chemicals Agency (ECHA) 'Guidance on requirements for substances in articles' posted at this URL: <https://echa.europa.eu/guidance-documents/guidance-on-reach>



Compatible Parts




TE Part # 9-1579018-8
EXTRACTION TOOL


Also in the Series | Series HC26



Circular Connector Contact Inserts(1)



Circular Power Connectors(2)



Insertion & Extraction Tools(2)

Customers Also Bought



TE Part # 2201855-2
MINI I/O PLUG KIT TYPE I M



TE Part # 926887-1
UNIV.M-N-L.PIN



TE Part # 1-2201855-2
MINI I/O PLUG KIT TYPE II M



TE Part # 1SNL316010R0000
DBL160



TE Part # 5-1241148-5
2X5P MOD II BRK-AWAY HDR, SMD, BLISTER,



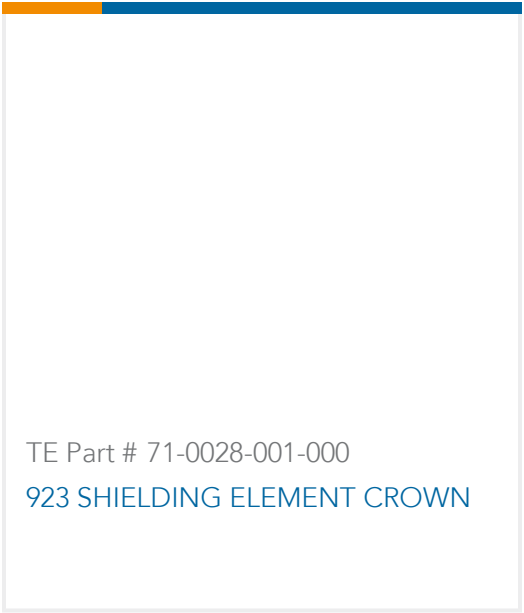
TE Part # 60-0251-011-000
CONTACT SOCKET 1 MM



TE Part # 61-0231-011-000
CONTACT PIN 1 MM



TE Part # 61-0232-011-000
CONTACT PIN 1 MM



Documents

Product Drawings

HC26.Bu.4.C.4,4

English

CAD Files

3D PDF

3D

Customer View Model

ENG_CVM_CVM_1103427-1_F_c-1103427-1-f.2d_dxf.zip

English

Customer View Model

ENG_CVM_CVM_1103427-1_F_c-1103427-1-f.3d_igs.zip

English

Customer View Model

ENG_CVM_CVM_1103427-1_F_c-1103427-1-f.3d_stp.zip

English

By downloading the CAD file I accept and agree to the [Terms and Conditions](#) of use.

Datasheets & Catalog Pages

Circular Hybrid Connectors

English