


TE Internal #: 87608-2

PCB Mount Header, Vertical, Board-to-Board, 12 Position, 2.54 mm
[.1 in] Centerline, Fully Shrouded, Gold, Through Hole - Solder,
AMPMODU Headers

[View on TE.com >](#)



Connectors > PCB Connectors > PCB Headers & Receptacles



PCB Connector Assembly Type: **PCB Mount Header**

PCB Mount Orientation: **Vertical**

Connector System: **Board-to-Board**

Number of Positions: **12**

Number of Rows: **2**

Features

Product Type Features

PCB Connector Assembly Type	PCB Mount Header
Connector System	Board-to-Board
Header Type	Fully Shrouded

Configuration Features

Connector Contact Load Condition	Fully Loaded
PCB Mount Orientation	Vertical
Number of Positions	12
Number of Rows	2
Board-to-Board Configuration	Parallel

Electrical Characteristics

Insulation Resistance	5000 MΩ
Dielectric Withstanding Voltage (Max)	750 Vrms

Body Features

Connector Profile	Standard
Primary Product Color	Black

Contact Features

Mating Square Post Dimension	.64 mm[.025 in]
	30 μin



Contact Shape & Form	Square
Contact Underplating Material	Nickel
Contact Base Material	Phosphor Bronze
Contact Mating Area Plating Material	Gold
Contact Mating Area Plating Material Thickness	.762 μm[30 μin]
Contact Type	Pin
Contact Current Rating (Max)	3 A

Termination Features

Square Termination Post & Tail Dimension	.64 mm[.025 in]
Termination Post & Tail Length	8.38 mm[.33 in]
Termination Method to Printed Circuit Board	Through Hole - Solder

Mechanical Attachment

Mating Retention	With
Mating Retention Type	Detent Window
Mating Alignment	With
Mating Alignment Type	Polarization
PCB Mount Retention	Without
PCB Mount Alignment	Without
Connector Mounting Type	Panel Mount

Housing Features

Centerline (Pitch)	2.54 mm[.1 in]
Housing Material	Nylon-GF

Dimensions

Row-to-Row Spacing	2.54 mm[.1 in]
PCB Thickness (Recommended)	1.57 mm[.062 in]

Usage Conditions

Housing Temperature Rating	Standard
Operating Temperature Range	-65 - 105 °C[-85 - 221 °F]

Operation/Application

Circuit Application	Signal
---------------------	--------

Industry Standards

Compatible With Agency/Standards Products	CSA
---	-----



Compatible With Approved Standards Products	CSA LR7189, UL E28476
UL Flammability Rating	UL 94V-0

Packaging Features

Packaging Quantity	64
Packaging Method	Tray

Product Compliance

For compliance documentation, visit the product page on [TE.com](#)>

EU RoHS Directive 2011/65/EU	Compliant
EU ELV Directive 2000/53/EC	Compliant
China RoHS 2 Directive MIIT Order No 32, 2016	No Restricted Materials Above Threshold
EU REACH Regulation (EC) No. 1907/2006	Current ECHA Candidate List: JAN 2024 (240) Candidate List Declared Against: JAN 2024 (240) Does not contain REACH SVHC
Halogen Content	BFR/CFR/PVC Free, but Br/Cl >900 ppm in other sources.
Solder Process Capability	Wave solder capable to 240°C

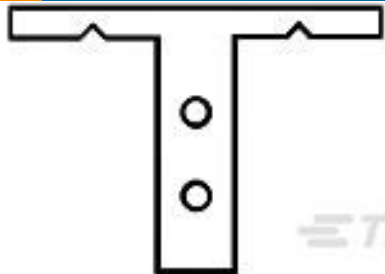
Product Compliance Disclaimer

This information is provided based on reasonable inquiry of our suppliers and represents our current actual knowledge based on the information they provided. This information is subject to change. The part numbers that TE has identified as EU RoHS compliant have a maximum concentration of 0.1% by weight in homogenous materials for lead, hexavalent chromium, mercury, PBB, PBDE, DBP, BBP, DEHP, DIBP, and 0.01% for cadmium, or qualify for an exemption to these limits as defined in the Annexes of Directive 2011/65/EU (RoHS2). Finished electrical and electronic equipment products will be CE marked as required by Directive 2011/65/EU. Components may not be CE marked. Additionally, the part numbers that TE has identified as EU ELV compliant have a maximum concentration of 0.1% by weight in homogenous materials for lead, hexavalent chromium, and mercury, and 0.01% for cadmium, or qualify for an exemption to these limits as defined in the Annexes of Directive 2000/53/EC (ELV). Regarding the REACH Regulation, the information TE provides on SVHC in articles for this part number is based on the latest European Chemicals Agency (ECHA) 'Guidance on requirements for substances in articles' posted at this URL: <https://echa.europa.eu/guidance-documents/guidance-on-reach>

Compatible Parts



TE Part # 534206-6
12 MODII VRT DR CE 100/115




TE Part # 87743-1
MODII KEYED BARRIER INSERT

Also in the Series | AMPMODU Headers



Connector Caps & Covers(1)




Connector Contacts(64)



Connector Hardware(2)



PCB Headers & Receptacles(4349)



Wire-to-Board Connector Assemblies & Housings(5)


Customers Also Bought



TE Part # 100745-1
Z-PACK/L M-HSG 06P.




TE Part # 1871058-1
PCI EXPRESS CONN. EON TYPE, 36P, L=2.0



TE Part # 1827684-1
2mm pitch Battery Rec. Assy. 7Pos. H=4.0



TE Part # 1-2227303-2
CAGE ASSEMBLY, SFP, .071 TAIL



TE Part # 1705950-1
Modular Jack SE, 6/6, Gold flash



TE Part # 3-2176092-1
RP 2A 0.25W 1K43 0.1% 25PPM 1K RL



TE Part # 31807
TERMINAL, SOLIS R 8 10



TE Part # 1-5176837-8
38 AMPMODU 2MM, H, AU, LF



TE Part # 5-1879808-7
RP 1J 0.1W 453K 0.1% 15PPM 1K RL

TE Part # 5-885000-1
9P D-SUB COVER; #4-40 UNC JACKSCREW

Documents

Product Drawings

12 MODII HDR DRST SHRD .100CL

English

CAD Files

3D PDF

English

Customer View Model

ENG_CVM_87608-2_G.2d_dxf.zip

English

Customer View Model

ENG_CVM_87608-2_G.3d_igs.zip

English

Customer View Model

ENG_CVM_87608-2_G.3d_stp.zip

English

By downloading the CAD file I accept and agree to the [Terms and Conditions](#) of use.

Datasheets & Catalog Pages

AMPMODU_INTERCONNECTION_SYSTEM_SECTION5

English