



Connectors > D-Shaped Connectors > D-Sub Connectors > IDC D-Sub Connectors > IDC D-Sub: Receptacle Kit, Signal, 50, 2.16 mm



Connector & Housing Type: **Receptacle**

Stranded Wire Size: **26 AWG, 27 AWG, 28 AWG**

Shielded: **Yes**

Connector System: **Cable-to-Cable**

[All IDC D-Sub: Receptacle Kit, Signal, 50, 2.16 mm \(9\)](#)

Features

Product Type Features

Connector Kit Type	Connector Kit
Connector Cover Type	Protective Cover
Connector & Housing Type	Receptacle
Connector System	Cable-to-Cable
Connector Product Type	Connector Kit
Connector & Contact Terminates To	Wire & Cable

Configuration Features

Number of Positions	50
Number of Rows	2
Compatible With Wire & Cable Type	Discrete Wire, Round Jacketed Cable

Body Features

Cover Material	Thermoplastic
Primary Product Color	Black
Connector Profile	Standard

Contact Features

Contact Mating Area Plating Material Thickness	.76 µm[30 µin]
Contact Mating Area Plating Material	Gold or Gold Flash



Contact Underplating Material	Palladium Nickel
Contact Base Material	Phosphor Bronze
Contact Current Rating (Max)	.5 A, 1 A

Mechanical Attachment

Mating Retention	With
Mating Retention Type	Screwlocks
Thread Size	4-40 UNC 2B
Connector Mounting Type	Cable Mount (Free-Hanging)

Housing Features

Housing Material	Thermoplastic
Centerline (Pitch)	2.16 mm[.085 in]

Dimensions

Accepts Cable Insulation Diameter Range	8.89 - 10.8 mm[.35 - .425 in]
Compatible Insulation Diameter (Max)	1.14 mm[.045 in]
Stranded Wire Size	26 AWG, 27 AWG, 28 AWG
Wire Size	26 AWG, 27 AWG

Usage Conditions

Operating Temperature Range	-40 - 75 °C[-40 - 167 °F]
-----------------------------	---------------------------

Operation/Application

Circuit Application	Signal
Shielded	Yes

Packaging Features

Packaging Quantity	1
Packaging Method	Bag

Product Compliance

For compliance documentation, visit the product page on TE.com>

EU RoHS Directive 2011/65/EU	Compliant
EU ELV Directive 2000/53/EC	Compliant
China RoHS 2 Directive MIIT Order No 32, 2016	No Restricted Materials Above Threshold
EU REACH Regulation (EC) No. 1907/2006	Current ECHA Candidate List: JAN 2024 (240)



Candidate List Declared Against: JAN 2024 (240)
Does not contain REACH SVHC


Halogen Content	Not Low Halogen - contains Br or Cl > 900 ppm.
Solder Process Capability	Not applicable for solder process capability

Product Compliance Disclaimer


This information is provided based on reasonable inquiry of our suppliers and represents our current actual knowledge based on the information they provided. This information is subject to change. The part numbers that TE has identified as EU RoHS compliant have a maximum concentration of 0.1% by weight in homogenous materials for lead, hexavalent chromium, mercury, PBB, PBDE, DBP, BBP, DEHP, DIBP, and 0.01% for cadmium, or qualify for an exemption to these limits as defined in the Annexes of Directive 2011/65/EU (RoHS2). Finished electrical and electronic equipment products will be CE marked as required by Directive 2011/65/EU. Components may not be CE marked. Additionally, the part numbers that TE has identified as EU ELV compliant have a maximum concentration of 0.1% by weight in homogenous materials for lead, hexavalent chromium, and mercury, and 0.01% for cadmium, or qualify for an exemption to these limits as defined in the Annexes of Directive 2000/53/EC (ELV). Regarding the REACH Regulations, TE's information on SVHC in articles for this part number is still based on the European Chemical Agency (ECHA) 'Guidance on requirements for substances in articles'(Version: 2, April 2011), applying the 0.1% weight on weight concentration threshold at the finished product level. TE is aware of the European Court of Justice ruling of September 10th, 2015 also known as O5A (Once An Article Always An Article) stating that, in case of 'complex object', the threshold for a SVHC must be applied to both the product as a whole and simultaneously to each of the articles forming part of its composition. TE has evaluated this ruling based on the new ECHA "Guidance on requirements for substances in articles" (June 2017, version 4.0) and will be updating its statements accordingly.

Also in the Series


CHAMP Docking Connectors




Connector Caps & Covers(28)




Connector Hardware(30)



Connector Strain Relief(3)



Docking Connectors(25)



IDC D-Sub Connectors(64)

Customers Also Bought






TE Part # 206070-8
CABLE CLAMP KIT #17



TE Part # DT04-2P
REC, 2P, GRY, N



TE Part # W2S
Wedgelocks: DEUTSCH DT



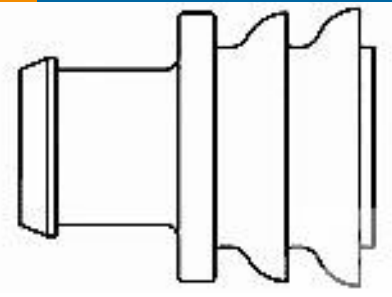
TE Part # 0460-202-16141
DEUTSCH Solid Contacts



TE Part # 282104-1
AMP SUPERSEAL 1.5MM,
CONNECTOR HOUSING



TE Part # DT06-2S
PLG, 2P, GRY, N



TE Part # 281934-2
SINGLE WIRE SEAL

Documents

Product Drawings
KIT, RCPT, 50 POS, CHAMP-LOK

English

CAD Files

3D PDF

3D

Customer View Model

ENG_CVM_CVM_5552403-1_O.2d_dxf.zip

English

Customer View Model

ENG_CVM_CVM_5552403-1_O.3d_igs.zip

English

Customer View Model

ENG_CVM_CVM_5552403-1_O.3d_stp.zip

English

By downloading the CAD file I accept and agree to the Terms and Conditions of use.