



M12 Connector

TE Internal #: T4145535021-001

Standard Circular Connectors, Wire-to-Board, 2 Position, Sealable, Panel Mount, Nickel, Brass, D Polarization Code, Polyamide GF, M12 Connector

[View on TE.com >](#)

Connectors > Circular Connectors > Standard Circular Connectors > M12 Panel Mount PCB



Connector System: **Wire-to-Board**  
Connector Mounting Type: **Panel Mount**  
Number of Positions: **2**  
Sealable: **Yes**  
Reverse Gender: **No**

[All M12 Panel Mount PCB \(111\)](#)

Features

Product Type Features

Product Type	Connector Assembly
Accessory Color	Black
Prewired	No
Assembly Type	Electrical Connector
Connector System	Wire-to-Board
Sealable	Yes
Circular Connector Type	Receptacle
Shell Type	Metal

Configuration Features

Number of Positions	2
Number of Power Positions	0
Number of Signal Positions	2



Body Features

Shell Plating Material	Nickel
Shell Base Material	Brass
Circular Connector Insulation Material Type	Polyamide GF

Contact Features

Reverse Gender	No
Circular Connector Contact Type	Socket

Mechanical Attachment

Connector Mounting Type	Panel Mount
Polarization Code	D
Mating Alignment Type	Keyed
Mating Retention	With

Housing Features

Circular Connector Shell Size	12
-------------------------------	----

Usage Conditions

IP Water Sealing Level	7
IP Dust Sealing Level	6
Operating Temperature Range	-40 - 85 °C[-40 - 185 °F]

Operation/Application

Shielded	Yes
----------	-----

Industry Standards

UL Flammability Rating	UL 94HB
------------------------	---------

Product Compliance

For compliance documentation, visit the product page on TE.com>

EU RoHS Directive 2011/65/EU	Compliant with Exemptions
EU ELV Directive 2000/53/EC	Compliant with Exemptions
China RoHS 2 Directive MIIT Order No 32, 2016	Restricted Materials Above Threshold
EU REACH Regulation (EC) No. 1907/2006	Current ECHA Candidate List: JAN 2024 (240) Candidate List Declared Against: JAN 2024 (240) SVHC > Threshold: Pb (3.7% in Component Part)



Article Safe Usage Statements:  
Do not eat, drink or smoke when using this product. Wash thoroughly after handling. Recycle if possible and dispose of the article by following all applicable governmental regulations relevant to your geographic location.

Halogen Content	Not Low Halogen - contains Br or Cl > 900 ppm.
Solder Process Capability	Not applicable for solder process capability

Product Compliance Disclaimer


This information is provided based on reasonable inquiry of our suppliers and represents our current actual knowledge based on the information they provided. This information is subject to change. The part numbers that TE has identified as EU RoHS compliant have a maximum concentration of 0.1% by weight in homogenous materials for lead, hexavalent chromium, mercury, PBB, PBDE, DBP, BBP, DEHP, DIBP, and 0.01% for cadmium, or qualify for an exemption to these limits as defined in the Annexes of Directive 2011/65/EU (RoHS2). Finished electrical and electronic equipment products will be CE marked as required by Directive 2011/65/EU. Components may not be CE marked. Additionally, the part numbers that TE has identified as EU ELV compliant have a maximum concentration of 0.1% by weight in homogenous materials for lead, hexavalent chromium, and mercury, and 0.01% for cadmium, or qualify for an exemption to these limits as defined in the Annexes of Directive 2000/53/EC (ELV). Regarding the REACH Regulation, the information TE provides on SVHC in articles for this part number is based on the latest European Chemicals Agency (ECHA) 'Guidance on requirements for substances in articles' posted at this URL: <https://echa.europa.eu/guidance-documents/guidance-on-reach>

Compatible Parts




TE Part # T4111501021-000  
M12,MALE,STRAIGHT,D CODE,2P,PG7,GOLD


Also in the Series | M12 Connector




Connector Caps & Covers(5)



Connector Hardware(12)



Connector Seals & Cavity Plugs(4)



M8/M12 Cable Assemblies(230)




Standard Circular Connectors(803)

Customers Also Bought



TE Part # T4145535051-001  
M12 Panel Mount PCB



TE Part # 726386-2  
250 FASTON TAB TPBR



TE Part # 1571983-4  
GDH04S04=DIP SWITCH



TE Part # 1622877-1  
CRG0603 1% 1M0



TE Part # 2301840-1  
AMPL REC HD20, VERT, 15P, B/L,4-40 S/LOC



TE Part # 9-2176369-6  
RQ 0603 392R 0.1% 10PPM 5K RL



TE Part # 2-2176372-3  
RQ 0603 84K5 0.1% 10PPM 5K RL

Documents

Product Drawings

M12 R/A F PNL STAMPED PIN D-CODE 2P SHLD

English

CAD Files

Customer View Model

ENG\_CVM\_CVM\_T4145535021-001\_B.3d\_igs.zip

English

Customer View Model

ENG\_CVM\_CVM\_T4145535021-001\_B.3d\_stp.zip

English

Customer View Model

ENG\_CVM\_CVM\_T4145535021-001\_B.2d\_dxf.zip

English

3D PDF

3D

By downloading the CAD file I accept and agree to the Terms and Conditions of use.



---

**Datasheets & Catalog Pages**  
**M8 / M12 Connector System Catalog**  
English

---

**Product Specifications**  
**Application Specification**  
English

---

**Instruction Sheets**  
**Instruction Sheet (U.S.)**  
English

---

**Agency Approvals**  
**UL**  
English