




Terminals & Splices > Splices



Splice Type: **Butt Splice**
Wire Size: **1.25 - 2 mm²**
Sealable: **No**
Splice Features: **Serrated**

Features

Product Type Features

Splice Accessory Type	Splice
Splice Type	Butt Splice
Sealable	No
Compatible With Discrete Wire Type	Solid, Stranded
Wire Insulation Support Retention Type	Non-Insulation Support

Configuration Features

Number of Serrations	16
Compatible With Wire & Cable Type	Discrete Wire

Body Features

Product Weight	1.089 g
Splice Features	Serrated

Contact Features

Contact Base Material	Copper
Barrel Type	Closed



Mechanical Attachment

Wire Insulation Support	Without
-------------------------	---------

Dimensions

Outside Diameter	4.19 mm[.165 in]
Wire Size	2050 - 5180 CMA
Barrel Inside Diameter	2.16 mm[.085 in]
Terminal Material Thickness	.84 mm[.033 in]
Product Length	14.4 mm[.567 in]

Usage Conditions

Insulation Option	Uninsulated
Operating Temperature Range	170 °C[338 °F]

Operation/Application

Compatible With Wire Base Material	Copper
------------------------------------	--------

Industry Standards

Government Qualified Splice	No
-----------------------------	----

Packaging Features

Packaging Quantity	100
Packaging Method	Loose Piece

Product Compliance

For compliance documentation, visit the product page on TE.com>





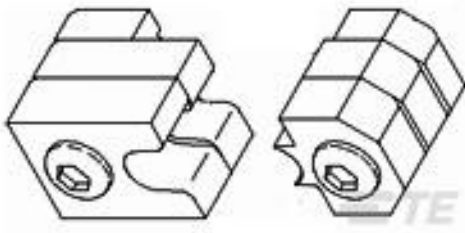


EU RoHS Directive 2011/65/EU	Compliant
EU ELV Directive 2000/53/EC	Compliant
China RoHS 2 Directive MIIT Order No 32, 2016	No Restricted Materials Above Threshold
EU REACH Regulation (EC) No. 1907/2006	Current ECHA Candidate List: JAN 2024 (240) Candidate List Declared Against: JAN 2024 (240) Does not contain REACH SVHC
Halogen Content	Low Halogen - Br, Cl, F, I < 900 ppm per homogenous material. Also BFR/CFR/PVC Free
Solder Process Capability	Not applicable for solder process capability

Product Compliance Disclaimer



This information is provided based on reasonable inquiry of our suppliers and represents our current actual knowledge based on the information they provided. This information is subject to change. The part numbers that TE has identified as EU RoHS compliant have a maximum concentration of 0.1% by weight in homogenous materials for lead, hexavalent chromium, mercury, PBB, PBDE, DBP, BBP, DEHP, DIBP, and 0.01% for cadmium, or qualify for an exemption to these limits as defined in the Annexes of Directive 2011/65/EU (RoHS2). Finished electrical and electronic equipment products will be CE marked as required by Directive 2011/65/EU. Components may not be CE marked. Additionally, the part numbers that TE has identified as EU ELV compliant have a maximum concentration of 0.1% by weight in homogenous materials for lead, hexavalent chromium, and mercury, and 0.01% for cadmium, or qualify for an exemption to these limits as defined in the Annexes of Directive 2000/53/EC (ELV). Regarding the REACH Regulation, the information TE provides on SVHC in articles for this part number is based on the latest European Chemicals Agency (ECHA) 'Guidance on requirements for substances in articles' posted at this URL: <https://echa.europa.eu/guidance-documents/guidance-on-reach>

Compatible Parts

 <p>TE Part # 58545-1 SOLISTRAND 10-22 DIE ASSY</p>	 <p>TE Part # 49935 DAHT SOLIS 22-10 ASSY</p>	 <p>TE Part # 58546-1 PC 22-10 SOLISSPICE SPL I SHT</p>	 <p>TE Part # 58545-3 SDE DIE ASSY. 22-10 SOLISTRAND</p>
 <p>TE Part # 47813 DIES SOLIS 16-14 DIE SET</p>	 <p>TE Part # 169400 CERTI-LOK FRAME W/O DIES</p>	 <p>TE Part # 58545-4 SOLISTRAND 10-22 DIE ASSY.</p>	

Customers Also Bought

 <p>TE Part # DTP06-4S PLG, 4P, GRY, N</p>	 <p>TE Part # WM-4P WEDGE LOCK, 4P, REC, ORG, DTM</p>	 <p>TE Part # 1099510001 TMS-SCE-1K-3/16-2.0-9</p>	 <p>TE Part # 967279-001 CES-2</p>
---	--	---	---






TE Part # 34124

TERMINAL,SOLIS R 16-14 1/4



TE Part # 2-31090-1

BUDG R 22-16 COMM 22-18 MIL 5




TE Part # 8-31818-1

SOLIS BUTT 22-16 COMM 22-18MIL



TE Part # 1546310-7

7P .563" DR BARRIER STRIP



TE Part # 8-32151-1

SPLICE,SOLIS BUTT 12-10

Documents

Product Drawings

SPLICE,SOLIS BUTT 16-14

English

CAD Files

Customer View Model

ENG_CVM_CVM_8-31819-1_U.2d_dxf.zip

English

3D PDF

3D

Customer View Model

ENG_CVM_CVM_8-31819-1_U.3d_igs.zip

English

Customer View Model

ENG_CVM_CVM_8-31819-1_U.3d_stp.zip

English

By downloading the CAD file I accept and agree to the [Terms and Conditions](#) of use.

Datasheets & Catalog Pages

SOLISTRAND - QRG

English

RADIATION_RESISTANT_PRE-INSULATED_TERMINALS_SPLICES

English