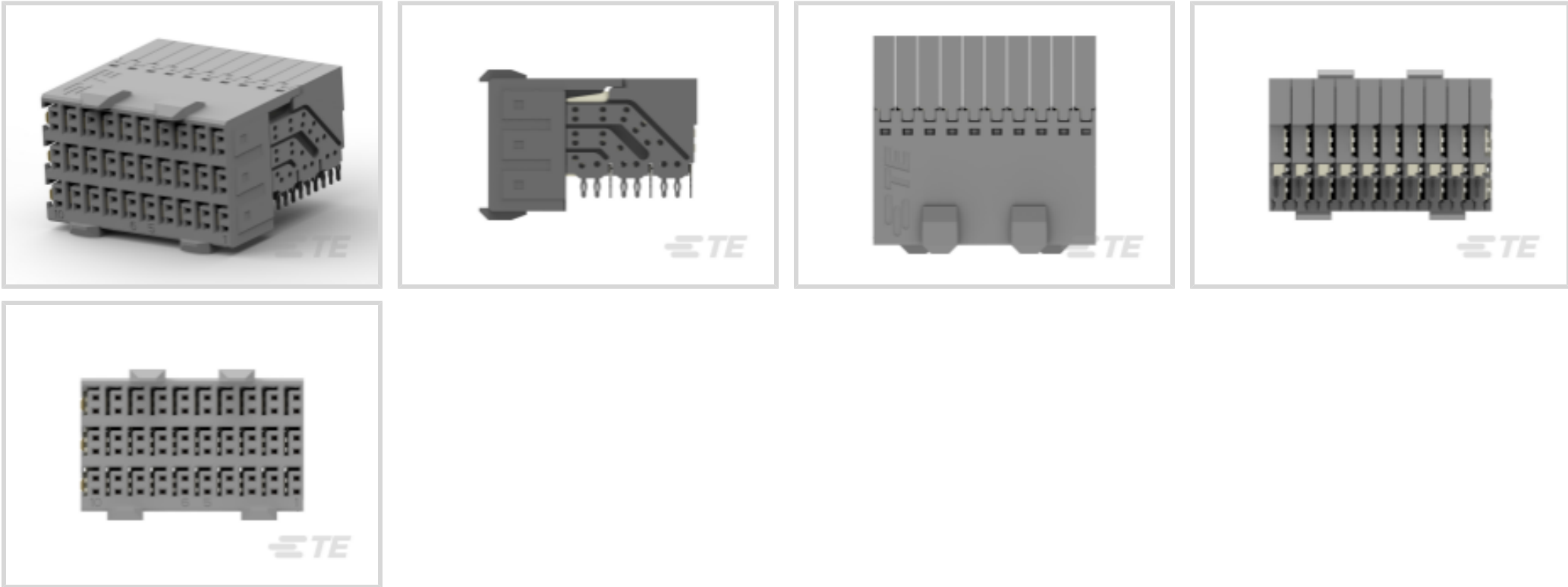




Connectors > PCB Connectors > Backplane Connectors > High Speed Backplane Connectors



Number of Positions: 60
Row-to-Row Spacing: 1.5 mm [.059 in]
Mating Alignment: With
Mating Alignment Type: Polarization
Number of Rows: 6

Features

Product Type Features

Connector System	Board-to-Board
Connector & Contact Terminates To	Printed Circuit Board
PCB Connector Assembly Type	PCB Mount Receptacle
Shroud Style	Fully Shrouded

Configuration Features

Pairs per Column	3
Number of Ground Positions	30
Card Slot Centerline	20.3 mm[.8 in]
Number of Pairs	30
Number of Signal Positions	60
Number of Positions	60
Number of Rows	6
Number of Columns	10
PCB Mount Orientation	Right Angle



Guide Location	Unguided
Electrical Characteristics	
Operating Voltage	250 VAC
Signal Characteristics	
Data Rate	≤12 Gb/s
Body Features	
Shield Material	Phosphor Bronze
Primary Product Color	Gray
Contact Features	
Contact Layout	Matrix
Contact Type	Receptacle
Contact Mating Area Plating Material Thickness	.76 μm[30 μin]
Contact Mating Area Plating Material	Gold
Contact Base Material	Copper Nickel Silicon
Contact Current Rating (Max)	.7 A
Termination Features	
Termination Post & Tail Length	2.2 mm[.086 in]
Termination Method to Printed Circuit Board	Through Hole - Press-Fit
Mechanical Attachment	
Mating Alignment	With
Mating Alignment Type	Polarization
Connector Mounting Type	Board Mount
Housing Features	
Housing Material	Polyester - GF
Centerline (Pitch)	2.5 mm[.098 in]
Dimensions	
Connector Length	24.95 mm[.988 in]
Connector Height	14.85 mm[.584 in]
Connector Width	23.43 mm[.922 in]
Row-to-Row Spacing	1.5 mm[.059 in]
Usage Conditions	



Operating Temperature Range	-65 - 105 °C[-85 - 221 °F]
-----------------------------	----------------------------

Operation/Application

Circuit Application	Signal
---------------------	--------

Industry Standards

UL Flammability Rating	UL 94V-0
------------------------	----------

Packaging Features

Packaging Method	Tube
------------------	------

Product Compliance

For compliance documentation, visit the product page on [TE.com](#)>






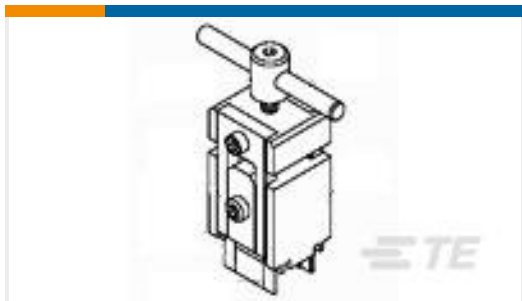
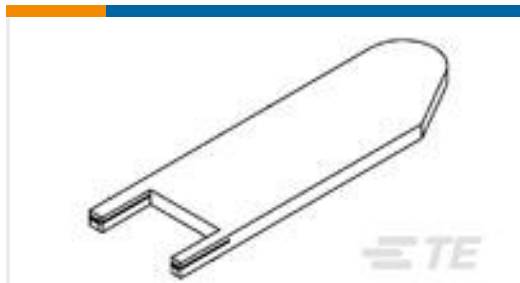

EU RoHS Directive 2011/65/EU	Not Compliant
EU ELV Directive 2000/53/EC	Compliant with Exemptions
China RoHS 2 Directive MIIT Order No 32, 2016	Restricted Materials Above Threshold
EU REACH Regulation (EC) No. 1907/2006	Current ECHA Candidate List: JAN 2024 (240) Candidate List Declared Against: JAN 2024 (240) SVHC > Threshold: Pb (13% in Component Part) Article Safe Usage Statements: Do not eat, drink or smoke when using this product. Wash thoroughly after handling. Recycle if possible and dispose of the article by following all applicable governmental regulations relevant to your geographic location.
Halogen Content	Low Halogen - Br, Cl, F, I < 900 ppm per homogenous material. Also BFR/CFR/PVC Free
Solder Process Capability	Not applicable for solder process capability

Product Compliance Disclaimer

This information is provided based on reasonable inquiry of our suppliers and represents our current actual knowledge based on the information they provided. This information is subject to change. The part numbers that TE has identified as EU RoHS compliant have a maximum concentration of 0.1% by weight in homogenous materials for lead, hexavalent chromium, mercury, PBB, PBDE, DBP, BBP, DEHP, DIBP, and 0.01% for cadmium, or qualify for an exemption to these limits as defined in the Annexes of Directive 2011/65/EU (RoHS2). Finished electrical and electronic equipment products will be CE marked as required by Directive 2011/65/EU. Components may not be CE marked. Additionally, the part numbers that TE has identified as EU ELV compliant have a maximum concentration of 0.1% by weight in homogenous materials for lead, hexavalent chromium, and mercury, and 0.01% for cadmium, or qualify for an exemption to these limits as defined in the Annexes of Directive 2000/53/EC (ELV). Regarding the REACH Regulation, the information TE provides on SVHC in articles for this part number is based on the latest European Chemicals Agency (ECHA) 'Guidance on requirements for substances in articles' posted at this URL: <https://echa.europa.eu/guidance-documents/guidance-on-reach>




Compatible Parts











 <p>TE Part # 6469085-1 HMZD 3PAIR, HDR ASSY, 25MM MOD</p>	 <p>TE Part # 6469183-1 HMZD 3PR RA HDR 60P ASSY LF</p>	 <p>TE Part # 6469083-1 HMZD 3PAIR, HDR ASSY, 25MM MOD</p>	 <p>TE Part # 6469083-2 HMZD 3PAIR, HDR ASSY, 25MM MOD</p>
 <p>TE Part # 91376-1 SEATING TL,RCPT,HMZD,3 PR</p>	 <p>TE Part # 1583224-1 TOOL,REMOVAL,HMZD RECEPT. HOUS</p>	 <p>TE Part # 1673952-1 REMOVAL TL,CHICLET,HMZD,3 PR</p>	 <p>TE Part # 6469598-1 HM ZD 3 PR HEADER, SEQ, LF</p>

Also in the Series

Z-PACK HM-Zd

 <p>Hard Metric Backplane Connectors(1)</p>	 <p>High Speed Backplane Connectors(46)</p>	 <p>Insertion & Extraction Tools(1)</p>
--	---	--

Customers Also Bought

 <p>TE Part # 320631 TERMINAL,PIDG R 16-14HD 6</p>	 <p>TE Part # 4-2337939-3 PCIE GEN4 CON,SMT,98POS,15u", MYLAR,HT</p>	 <p>TE Part # 3-2176364-5 RQ 0402 10K5 0.1% 10PPM 5K RL</p>	 <p>TE Part # 205689-2 PIN BLOCK 28 POS. SPL.</p>
 <p>TE Part # 2-2170705-2 CAGE ASSY, QSFP28 1X1, SPRING, HS, LP</p>	 <p>TE Part # 1-1977223-6 FSM6JSMLSTR=6MM TACT SWITCH, SMT 100gf,</p>	 <p>TE Part # 1-2823585-1 M12 EMC PROTECTIVE CAP FOR MALE</p>	 <p>TE Part # 1SNA179619R1700 BJM12</p>



Documents

CAD Files

3D PDF

3D

Customer View Model

ENG_CVM_CVM_1469081-1_G.2d_dxf.zip

English

Customer View Model

ENG_CVM_CVM_1469081-1_G.3d_igs.zip

English

Customer View Model

ENG_CVM_CVM_1469081-1_G.3d_stp.zip

English

By downloading the CAD file I accept and agree to the [Terms and Conditions](#) of use.

Product Specifications

Application Specification

English