

GRACE INERTIA 2.5

TE Internal #: 2-1971794-1

TPA (True Position Assurance), Black, PA 66 GF20, 2 Position,
GRACE INERTIA 2.5

[View on TE.com >](#)



Connectors > Connector Accessories > Connector Hardware



Hardware Accessory Function: **Position Assurance**

Connector Hardware Accessory Type: **TPA (True Position Assurance)**

Primary Product Color: **Black**

Primary Product Material: **PA 66 GF20**

Number of Positions: **2**

Features

Product Type Features

Hardware Accessory Function	Position Assurance
Connector Hardware Accessory Type	TPA (True Position Assurance)

Configuration Features

Number of Rows	1
Number of Positions	2

Body Features

Primary Product Color	Black
Primary Product Material	PA 66 GF20

Housing Features

Centerline (Pitch)	2.5 mm[.098 in]
--------------------	-----------------

Usage Conditions

Operating Temperature (Max)	105 °C[221 °F]
Operating Temperature Range	-30 - 105 °C[-22 - 221 °F]

Packaging Features



Packaging Quantity	9600
Packaging Method	Bag

Product Compliance

For compliance documentation, visit the product page on TE.com>

EU RoHS Directive 2011/65/EU	Compliant
EU ELV Directive 2000/53/EC	Compliant
China RoHS 2 Directive MIIT Order No 32, 2016	No Restricted Materials Above Threshold
EU REACH Regulation (EC) No. 1907/2006	Current ECHA Candidate List: JAN 2024 (240) Candidate List Declared Against: JAN 2024 (240) Does not contain REACH SVHC
Halogen Content	Not Low Halogen - contains Br or Cl > 900 ppm.
Solder Process Capability	Not reviewed for solder process capability

Product Compliance Disclaimer

This information is provided based on reasonable inquiry of our suppliers and represents our current actual knowledge based on the information they provided. This information is subject to change. The part numbers that TE has identified as EU RoHS compliant have a maximum concentration of 0.1% by weight in homogenous materials for lead, hexavalent chromium, mercury, PBB, PBDE, DBP, BBP, DEHP, DIBP, and 0.01% for cadmium, or qualify for an exemption to these limits as defined in the Annexes of Directive 2011/65/EU (RoHS2). Finished electrical and electronic equipment products will be CE marked as required by Directive 2011/65/EU. Components may not be CE marked. Additionally, the part numbers that TE has identified as EU ELV compliant have a maximum concentration of 0.1% by weight in homogenous materials for lead, hexavalent chromium, and mercury, and 0.01% for cadmium, or qualify for an exemption to these limits as defined in the Annexes of Directive 2000/53/EC (ELV). Regarding the REACH Regulation, the information TE provides on SVHC in articles for this part number is based on the latest European Chemicals Agency (ECHA) 'Guidance on requirements for substances in articles' posted at this URL: <https://echa.europa.eu/guidance-documents/guidance-on-reach>

Compatible Parts



TE Part # CAT-G7534A-H342
STD Temp Sig GRACE INERTIA Header


Also in the Series | GRACE INERTIA 2.5



Connector Contacts(6)



Connector Hardware(7)



PCB Headers & Receptacles(138)



Rectangular Connector Housings(49)



Rectangular Power Connectors(35)



Wire-to-Board Connector Assemblies & Housings(46)

Customers Also Bought



TE Part # 5-316088-1
2.5 SIGNAL D/LOCK CAP HSG 4P (GWT)




TE Part # 1-2232890-7
7P MONOPLUG 2.5 SELECTIVELY LOADED



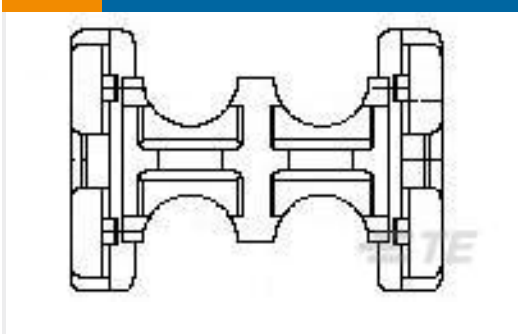
TE Part # 1-2357686-0
SGI 2.0 Crimp TPA



TE Part # 2-2324201-0
HSG,REC,FREE-HANGING,GWT, DUALROW,EP2.5



TE Part # 3-2350224-0
SGI 2.0 Plug Housing, 10 Position, Key B



TE Part # 1871819-1
GIC 3.3 4P DBL LOCK PLATE(2-ROW, M-TYPE)



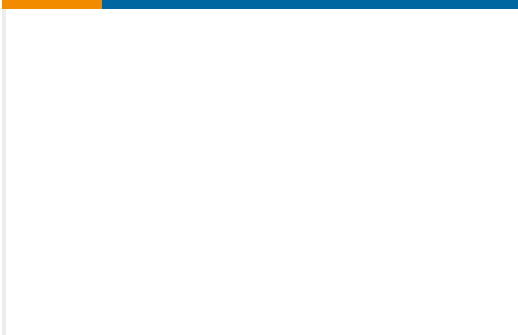
TE Part # 2371020-3
DBL LOCK PLATE FOR SMC PLUG 3P



TE Part # 2371020-7
DBL LOCK PLATE FOR SMC PLUG 7P



TE Part # 2368182-7
RA SMC2.5 Potting header_7P



TE Part # 3-2452953-4
4P POTTED RAST 2.5 HEADER

Documents



Product Drawings

NEW GI CONN2.5 TPA 2P BLACK

English

CAD Files

3D PDF

3D

Customer View Model

ENG_CVM_CVM_2-1971794-1_B.2d_dxf.zip

English

Customer View Model

ENG_CVM_CVM_2-1971794-1_B.3d_igs.zip

English

Customer View Model

ENG_CVM_CVM_2-1971794-1_B.3d_stp.zip

English

By downloading the CAD file I accept and agree to the [Terms and Conditions](#) of use.

Product Specifications

Application Specification

English