




Connectors > PCB Connectors > Backplane Connectors > Hard Metric Backplane Connectors



PCB Connector Assembly Type: **PCB Mount Receptacle**

Data Rate: **1 Gb/s**

Number of Columns: **25**

Number of Rows: **5**

Backplane Architecture: **Traditional Backplane**

Features

Product Type Features

Connector System	Board-to-Board
Connector & Contact Terminates To	Printed Circuit Board
PCB Connector Assembly Type	PCB Mount Receptacle
Sealable	No

Configuration Features

Number of Columns	25
Number of Rows	5
Backplane Architecture	Traditional Backplane
Number of Positions	125
PCB Mount Orientation	Right Angle

Signal Characteristics

Data Rate	1 Gb/s
-----------	--------

Body Features

Primary Product Color	Gray
-----------------------	------



Contact Features

CompactPCI Designation	None
Contact Underplating Material	Nickel
Contact Base Material	Phosphor Bronze
Contact Mating Area Plating Material	Gold
Contact Mating Area Plating Material Thickness	.76 µm[29.92 µin]
Contact Current Rating (Max)	1.5 A

Mechanical Attachment

Connector Mounting Type	Board Mount
-------------------------	-------------

Housing Features

Housing Material	Glass-Filled Polyester
Centerline (Pitch)	2 mm[.079 in]

Usage Conditions

Operating Temperature Range	-55 - 125 °C[-67 - 257 °F]
-----------------------------	----------------------------

Operation/Application

Circuit Application	Signal
---------------------	--------

Industry Standards

UL Flammability Rating	UL 94V-0
------------------------	----------

Packaging Features

Packaging Quantity	11
Packaging Method	Tube

Product Compliance

For compliance documentation, visit the product page on [TE.com](#)>

EU RoHS Directive 2011/65/EU	Compliant
EU ELV Directive 2000/53/EC	Compliant
China RoHS 2 Directive MIIT Order No 32, 2016	No Restricted Materials Above Threshold
EU REACH Regulation (EC) No. 1907/2006	Current ECHA Candidate List: JAN 2024 (240) Candidate List Declared Against: JAN 2024 (240) Does not contain REACH SVHC
Halogen Content	Not Low Halogen - contains Br or Cl > 900



ppm.

Solder Process Capability

Not applicable for solder process capability

Product Compliance Disclaimer


This information is provided based on reasonable inquiry of our suppliers and represents our current actual knowledge based on the information they provided. This information is subject to change. The part numbers that TE has identified as EU RoHS compliant have a maximum concentration of 0.1% by weight in homogenous materials for lead, hexavalent chromium, mercury, PBB, PBDE, DBP, BBP, DEHP, DIBP, and 0.01% for cadmium, or qualify for an exemption to these limits as defined in the Annexes of Directive 2011/65/EU (RoHS2). Finished electrical and electronic equipment products will be CE marked as required by Directive 2011/65/EU. Components may not be CE marked. Additionally, the part numbers that TE has identified as EU ELV compliant have a maximum concentration of 0.1% by weight in homogenous materials for lead, hexavalent chromium, and mercury, and 0.01% for cadmium, or qualify for an exemption to these limits as defined in the Annexes of Directive 2000/53/EC (ELV). Regarding the REACH Regulation, the information TE provides on SVHC in articles for this part number is based on the latest European Chemicals Agency (ECHA) 'Guidance on requirements for substances in articles' posted at this URL: <https://echa.europa.eu/guidance-documents/guidance-on-reach>

Compatible Parts




TE Part # 5100141-1
2MM H.M. TYPE "B" PIN ASSY.


Also in the Series | Z-PACK 2mm HM




Backplane Connector Housings(4)




Backplane Power Connectors(6)




Connector Caps & Covers(62)




Connector Contacts(2)




Connector Hardware(97)



Hard Metric Backplane Connectors (267)



High Speed Backplane Connectors(1)



Insertion & Extraction Tools(2)



Rectangular Power Connectors(87)

Customers Also Bought



TE Part # 1857994-1
Z-PACK/A F-HDR 110P, EON



TE Part # 1571983-5
GDH04STR04=DIP SWITCH



TE Part # 5223957-3
UPM GUIDE MODULE



TE Part # 1676250-3
RN 0805 20K 0.1% 10PPM 5KRL



TE Part # 6-104071-7
40 SYSTEM 50 HDR SRST SHRD SN



TE Part # 2-2176390-4
RQ 1206 2K0 0.1% 10PPM 5K RL



TE Part # 3-1445087-0
MICRO MNL HDR ASSY S/ROW AU LF



TE Part # 4-794681-6
16P MICRO MNL ASSY,VRT,THRU,LF



TE Part # 5-2176383-2
RQ 1206 34R 0.1% 10PPM 1K RL

Documents

Product Drawings
Z-PACK/B F-HDR.125P, EON
English

CAD Files
3D PDF
3D
Customer View Model
ENG_CVM_CVM_1857990-1_A.2d_dxf.zip



English

Customer View Model

[ENG_CVM_CVM_1857990-1_A.3d_igs.zip](#)

English

Customer View Model

[ENG_CVM_CVM_1857990-1_A.3d_stp.zip](#)

English

By downloading the CAD file I accept and agree to the [Terms and Conditions](#) of use.

Product Specifications

Application Specification

English