

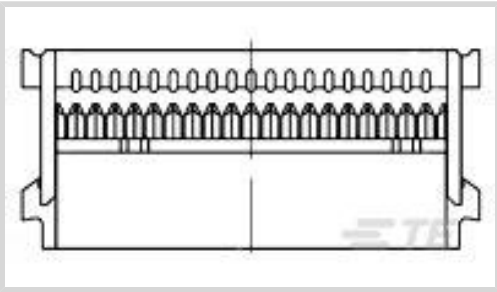
AMP-LATCH

TE Internal #: 1658526-1  
Ribbon Cable Connectors, Wire-to-Board, 6 Position, 2.54 mm [.1 in] Centerline, 2 Row, Receptacle, Polarization Mating Alignment Type, Wire & Cable

[View on TE.com >](#)



Connectors > PCB Connectors > Wire-to-Board Connectors > FFC, FPC & Ribbon Connectors > Ribbon Cable Connectors



Connector System: **Wire-to-Board**  
Number of Positions: **6**  
Centerline (Pitch): **2.54 mm [.1 in]**  
Row-to-Row Spacing: **2.54 mm [.1 in]**  
Number of Rows: **2**

Features

Product Type Features

Connector Product Type	Connector Assembly
Connector System	Wire-to-Board
Connector & Housing Type	Receptacle
Connector & Contact Terminates To	Wire & Cable

Configuration Features

Number of Positions	6
Number of Rows	2

Body Features

Primary Product Color	Blue
-----------------------	------

Contact Features

Wire Contact Termination Area Plating Thickness	2.54 - 5.08 μm[100 - 200 μin]
Wire Contact Termination Area Plating Material	Tin
	30 μin
Contact Mating Area Plating Material	Gold
Contact Current Rating (Max)	1 A

Termination Features

Rectangular Termination Post & Tail Thickness	.36 mm[.014 in]
Rectangular Termination Post & Tail Width	.46 mm[.018 in]



Termination Method to Wire & Cable	Insulation Displacement (IDC)
------------------------------------	-------------------------------

Mechanical Attachment

Mating Alignment Type	Polarization
Mating Retention	Without
Connector Mounting Type	Cable Mount (Free-Hanging)

Housing Features

Centerline (Pitch)	2.54 mm [.1 in]
--------------------	-----------------

Dimensions

Row-to-Row Spacing	2.54 mm [.1 in]
--------------------	-----------------

Usage Conditions

Operating Temperature Range	-55 - 125 °C [-67 - 257 °F]
-----------------------------	-----------------------------

Operation/Application

Circuit Application	Signal
---------------------	--------

Product Compliance

For compliance documentation, visit the product page on TE.com>

EU RoHS Directive 2011/65/EU	Compliant
EU ELV Directive 2000/53/EC	Compliant
China RoHS 2 Directive MIIT Order No 32, 2016	No Restricted Materials Above Threshold
EU REACH Regulation (EC) No. 1907/2006	Current ECHA Candidate List: JAN 2024 (240) Candidate List Declared Against: JAN 2024 (240) Does not contain REACH SVHC
Halogen Content	Not Low Halogen - contains Br or Cl > 900 ppm.
Solder Process Capability	Not applicable for solder process capability

Product Compliance Disclaimer

This information is provided based on reasonable inquiry of our suppliers and represents our current actual knowledge based on the information they provided. This information is subject to change. The part numbers that TE has identified as EU RoHS compliant have a maximum concentration of 0.1% by weight in homogenous materials for lead, hexavalent chromium, mercury, PBB, PBDE, DBP, BBP, DEHP, DIBP, and 0.01% for cadmium, or qualify for an exemption to these limits as defined in the Annexes of Directive 2011/65/EU (RoHS2). Finished electrical and electronic equipment products will be CE marked as required by Directive 2011/65/EU. Components may not be CE marked. Additionally, the part numbers that TE has identified as EU ELV compliant have a maximum concentration of 0.1% by weight in homogenous materials for lead, hexavalent chromium, and mercury, and 0.01% for cadmium, or qualify for an exemption to these limits as defined in the Annexes of Directive 2000/53/EC (ELV). Regarding the REACH Regulation, the information TE provides



on SVHC in articles for this part number is based on the latest European Chemicals Agency (ECHA) 'Guidance on requirements for substances in articles' posted at this URL: <https://echa.europa.eu/guidance-documents/guidance-on-reach>


Compatible Parts

<p>TE Part # 1761681-1 IDC LOW PRO HDR 6P VERT HT BLACK</p>	<p>TE Part # 2-1761603-1 IDC LOW PRO HDR 6P VERT BLUE</p>	<p>TE Part # 2-1761605-1 IDC LOW PRO HDR 6P RA BLUE</p>	<p>TE Part # 2-1761607-1 IDC LOW PRO HDR 6P RA LG LAT B</p>
<p>TE Part # 2-1761606-1 IDC LOW PRO HDR 6P VERT LG LAT</p>	<p>TE Part # 2-1761608-1 IDC LOW PRO HDR 6P VERT SHT LA</p>	<p>TE Part # 2-1761679-1 IDC LOW PRO HDR 6P VERT BLUE</p>	<p>TE Part # 2-1437020-1 609-0631=FSKT IDC S 06 SR</p>
<p>TE Part # 2-1761711-1 IDC LOW PRO HDR 6P VERT LG LAT</p>	<p>TE Part # 2-1761713-1 IDC LOW PRO HDR 6P VERT SHT LA</p>		


Customers Also Bought

<p>TE Part # T4171310504-001 M12,FRONT MOUNTING,FEMALE,D, 4P,0.2M WIRE</p>	<p>TE Part # 2-1393122-0 KHAU-17A11-120=KH</p>	<p>TE Part # 747784-3 AMPLI JACKSCREW 4-40 KIT</p>	<p>TE Part # 1-1658526-2 609-2030LF FEM SOCKET,LEAD FREE</p>
--	--	--	--







TE Part # 926893-3  
UNIV.M-N-L.SOCKET




TE Part # 1393240-7  
RT314730



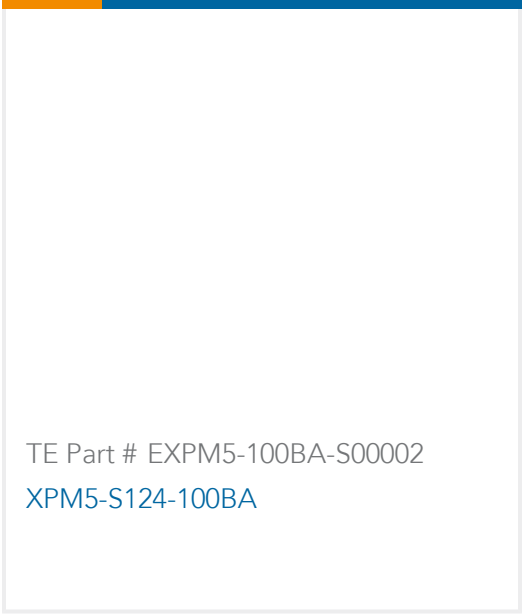
TE Part # 1393560-5  
C42334A 383C911=SUB D BOLZEN A



TE Part # 5-104506-5  
MTE PIN LP



TE Part # NB19392001  
RNF-100-3/16-BK-STK



TE Part # EXPM5-100BA-S00002  
XPM5-S124-100BA

Documents

Product Drawings

609-0630LF FEM SOCKT,LEAD FREE

English

CAD Files

3D PDF

3D

Customer View Model

ENG\_CVM\_CVM\_1658526-1\_C.2d\_dxf.zip

English

Customer View Model

ENG\_CVM\_CVM\_1658526-1\_C.3d\_igs.zip

English

Customer View Model

ENG\_CVM\_CVM\_1658526-1\_C.3d\_stp.zip

English

By downloading the CAD file I accept and agree to the [Terms and Conditions](#) of use.

Datasheets & Catalog Pages

Ribbon Cable Interconnect Solutions

English

Instruction Sheets

Instruction Sheet (U.S.)

English