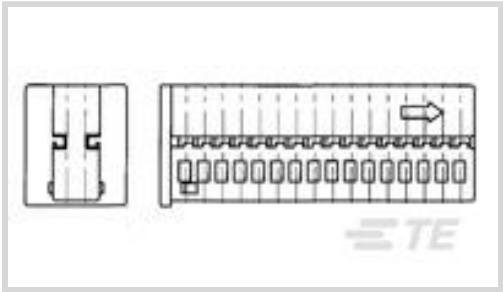


TE Internal #: 968265-1  
Housing for Female Terminals, Wire-to-Board, 32 Position, .1 in [2.54 mm] Centerline, Black, Wire & Cable, Signal, Cable Mount (Free-Hanging), MQS

[View on TE.com >](#)



Connectors > Automotive Connectors > Automotive Housings > MQS, CONNECTOR HOUSING



Connector System: **Wire-to-Board**  
Number of Positions: **32**  
Connector & Housing Type: **Housing for Female Terminals**  
Centerline (Pitch): **2.54 mm [ .1 in ]**  
Sealable: **No**

[All MQS, CONNECTOR HOUSING \(435\)](#)

Features

Product Type Features

|                                   |                              |
|-----------------------------------|------------------------------|
| Mixed & Hybrid Connector          | No                           |
| Connector Shape                   | Rectangular                  |
| Connector System                  | Wire-to-Board                |
| Connector & Housing Type          | Housing for Female Terminals |
| Sealable                          | No                           |
| Connector & Contact Terminates To | Wire & Cable                 |
| Primary Locking Feature           | On the Terminal              |

Configuration Features

|                     |    |
|---------------------|----|
| Number of Positions | 32 |
| Number of Rows      | 2  |

Electrical Characteristics

|                              |        |
|------------------------------|--------|
| Operating Voltage            | 12 VDC |
| Nominal Voltage Architecture | 14 V   |

Body Features

|                       |       |
|-----------------------|-------|
| Cable Exit Angle      | 90°   |
| Primary Product Color | Black |



Contact Features

|                              |                 |
|------------------------------|-----------------|
| Contact Size                 | .63mm           |
| Contact Type                 | Receptacle      |
| Mating Tab Width             | .63 mm[.025 in] |
| Contact Current Rating (Max) | 7.5 A           |

Mechanical Attachment

|                             |                            |
|-----------------------------|----------------------------|
| Terminal Position Assurance | Yes                        |
| Strain Relief               | Add By Accessory           |
| Mating Alignment Type       | Polarized                  |
| Mating Alignment            | With                       |
| Connector Mounting Type     | Cable Mount (Free-Hanging) |

Housing Features

|                    |                |
|--------------------|----------------|
| Housing Material   | PBT GF         |
| Centerline (Pitch) | 2.54 mm[.1 in] |

Dimensions

|                    |                   |
|--------------------|-------------------|
| Connector Height   | 16.7 mm[.657 in]  |
| Product Width      | 14 mm[.551 in]    |
| Product Length     | 43.5 mm[1.713 in] |
| Row-to-Row Spacing | 2.54 mm[.1 in]    |

Usage Conditions

|                             |   |
|-----------------------------|---|
| Operating Temperature (Max) | 70 °C, 75 °C, 80 °C, 85 °C, 90 °C, 100 °C, 105 °C[158 °F][167 °F][176 °F][185 °F][194 °F][212 °F][221 °F] |
| Operating Temperature Range | -40 - 105 °C[-40 - 221 °F]  |

Operation/Application

|                     |        |
|---------------------|--------|
| Circuit Application | Signal |
|---------------------|--------|

Industry Standards

|                        |         |
|------------------------|---------|
| UL Flammability Rating | UL 94HB |
|------------------------|---------|

Packaging Features

|                  |        |
|------------------|--------|
| Packaging Method | Carton |
|------------------|--------|

Other

|             |     |
|-------------|-----|
| Serviceable | Yes |
|-------------|-----|



Connector Position Assurance Capable

No

Product Compliance

For compliance documentation, visit the product page on TE.com>

|   |   |
|---|---|
| EU RoHS Directive 2011/65/EU                  | Compliant   |
| EU ELV Directive 2000/53/EC                   | Compliant   |
| China RoHS 2 Directive MIIT Order No 32, 2016 | No Restricted Materials Above Threshold   |
| EU REACH Regulation (EC) No. 1907/2006        | Current ECHA Candidate List: JAN 2024 (240)<br>Candidate List Declared Against: JAN 2024 (240)<br>Does not contain REACH SVHC |
| Halogen Content                               | Low Halogen - Br, Cl, F, I < 900 ppm per homogenous material. Also BFR/CFR/PVC Free   |
| Solder Process Capability                     | Not applicable for solder process capability  |

Product Compliance Disclaimer

This information is provided based on reasonable inquiry of our suppliers and represents our current actual knowledge based on the information they provided. This information is subject to change. The part numbers that TE has identified as EU RoHS compliant have a maximum concentration of 0.1% by weight in homogenous materials for lead, hexavalent chromium, mercury, PBB, PBDE, DBP, BBP, DEHP, DIBP, and 0.01% for cadmium, or qualify for an exemption to these limits as defined in the Annexes of Directive 2011/65/EU (RoHS2). Finished electrical and electronic equipment products will be CE marked as required by Directive 2011/65/EU. Components may not be CE marked. Additionally, the part numbers that TE has identified as EU ELV compliant have a maximum concentration of 0.1% by weight in homogenous materials for lead, hexavalent chromium, and mercury, and 0.01% for cadmium, or qualify for an exemption to these limits as defined in the Annexes of Directive 2000/53/EC (ELV). Regarding the REACH Regulation, the information TE provides on SVHC in articles for this part number is based on the latest European Chemicals Agency (ECHA) 'Guidance on requirements for substances in articles' posted at this URL: <https://echa.europa.eu/guidance-documents/guidance-on-reach>

Compatible Parts



TE Part # CAT-SIGH262  
Signal Header



TE Part # 929053-2  
MQS ABDEKA M.HEB32P



TE Part # CAT-M8793-CH8172  
MQS, CONNECTOR HOUSING



TE Part # CAT-M8793-T273  
MQS, RECEPTACLE AND TAB



TE Part # 929053-1  
[MQS ABDEKA M.HEB32P](#)




TE Part # 1989719-1  
[COVER ASSY MQS HSG 2X16 POSN.](#)




TE Part # 2282443-1  
[COVER,32P MQS,ASSY](#)


Also in the Series | **MQS**




[Automotive Connector Caps & Covers \(113\)](#)




[Automotive Connector EMC Shielding \(3\)](#)



[Automotive Connector Locks & Position Assurance\(26\)](#)




[Automotive Housings\(379\)](#)




[Automotive Terminals\(88\)](#)



[Connector Seals & Cavity Plugs\(26\)](#)



[Insertion & Extraction Tools\(42\)](#)



[Other Automotive Connector Accessories\(7\)](#)



[PCB Headers & Receptacles\(143\)](#)

Customers Also Bought



TE Part # 1355289-2  
[MCP9,5BU-GEH2P,GRAU](#)



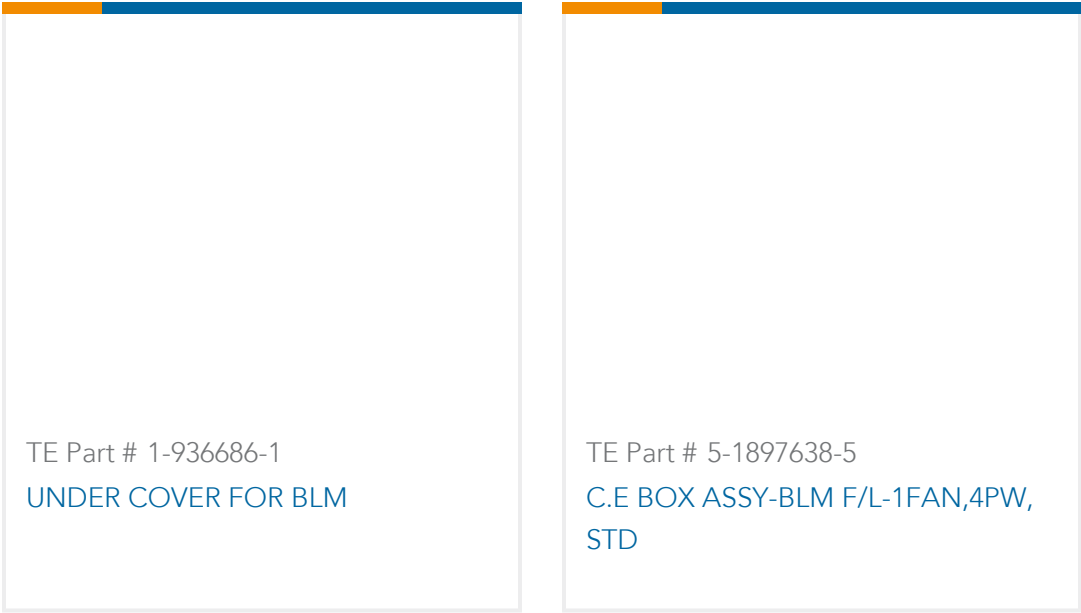
TE Part # 1-936321-2  
[MULTILOCK, CONNECTOR HOUSING](#)



TE Part # 929053-1  
[MQS ABDEKA M.HEB32P](#)



TE Part # 1-1534121-2  
[MQS ABDECKAP6P,BR](#)



Documents

Product Drawings

32POS MQS REC

English

CAD Files

Customer View Model

ENG\_CVM\_CVM\_968265-1\_A.2d\_dxf.zip

English

3D PDF

3D

Customer View Model

ENG\_CVM\_CVM\_968265-1\_A.3d\_igs.zip

English

Customer View Model

ENG\_CVM\_CVM\_968265-1\_A.3d\_stp.zip

English

By downloading the CAD file I accept and agree to the [Terms and Conditions](#) of use.

Datasheets & Catalog Pages

Micro Quadlok Interconnection System (MQS)

English

Product Specifications

VERARBEITUNGSSPEZIFIKATION ZU MQS-SYSTEM, 32 POL. STIFTWANNE\_BUCHSENSTECKER

English

Application Specification

English