



M12 Connector

TE Internal #: 1-2823447-1

Standard Circular Connectors, Cable-to-Cable, 8 Position, Sealable, Wire & Cable, Signal, Cable Mount (Free-Hanging), Reverse Gender, M12 Connector

[View on TE.com >](#)

Connectors > Circular Connectors > Standard Circular Connectors > M12 Straight Crimped Strain Relief



Connector System: **Cable-to-Cable**
Connector Mounting Type: **Cable Mount (Free-Hanging)**
Number of Positions: **8**
Sealable: **Yes**
Connector & Contact Terminates To: **Wire & Cable**

[All M12 Straight Crimped Strain Relief \(53\)](#)

Features

Product Type Features

Product Type	Connector Assembly
Accessory Color	Black
Assembly Requirement	Factory Assembled
Assembly Type	Electrical Connector
Circular Connector Shell Type	All Plastic
Connector Product Type	Connector Assembly
Connector System	Cable-to-Cable
Sealable	Yes
Connector & Contact Terminates To	Wire & Cable
Circular Connector Type	Plug
Shell Type	Plastic

Configuration Features

Number of Positions	8
---------------------	---



Number of Power Positions	3
Number of Signal Positions	8
Contacts Preloaded	No

Electrical Characteristics

Operating Voltage	30 VDC
-------------------	--------

Signal Characteristics

Data Rate	1 Gb/s
-----------	--------

Body Features

Environmental Protection	Yes
Weight	25 g[.0552 lb]
Environmental Protection Type	Elastomer Sealed
Shell Plating Material	Unplated
Shell Base Material	Plastic
Circular Connector Insulation Material Type	Low Fire Hazard Thermoplastic
Hermetically Sealed	Yes

Contact Features

Contact Current Rating (Max)	2 A
Reverse Gender	Yes
Circular Connector Contact Type	Pin

Mechanical Attachment

Connector Mounting Type	Cable Mount (Free-Hanging)
Polarization Code	A
Mating Alignment Type	Keyed

Housing Features

Circular Connector Shell Size	16
-------------------------------	----

Dimensions

Compatible Insulation Diameter Range	8.2 mm
Wire Size	22 AWG

Usage Conditions

IP Dust Sealing Level	6
IP Water Sealing Level	IP67



Operating Temperature Range	-40 - 85 °C[-40 - 185 °F]
-----------------------------	---------------------------

Operation/Application

Durability Rating	250 Cycles
Circuit Application	Signal
Shielded	Yes

Industry Standards

UL Flammability Rating	UL 94V-0
------------------------	----------

Packaging Features

Packaging Quantity	1
--------------------	---

Other

Field Serviceable	Yes
-------------------	-----

Product Compliance

For compliance documentation, visit the product page on [TE.com](#)>

EU RoHS Directive 2011/65/EU	Compliant with Exemptions
EU ELV Directive 2000/53/EC	Compliant
China RoHS 2 Directive MIIT Order No 32, 2016	Restricted Materials Above Threshold
EU REACH Regulation (EC) No. 1907/2006	Current ECHA Candidate List: JAN 2024 (240) Candidate List Declared Against: JAN 2024 (240) SVHC > Threshold: Pb (3.5% in Component Part) Article Safe Usage Statements: Do not eat, drink or smoke when using this product. Wash thoroughly after handling. Recycle if possible and dispose of the article by following all applicable governmental regulations relevant to your geographic location.
Halogen Content	Low Halogen - Br, Cl, F, I < 900 ppm per homogenous material. Also BFR/CFR/PVC Free
Solder Process Capability	Not reviewed for solder process capability


Product Compliance Disclaimer

This information is provided based on reasonable inquiry of our suppliers and represents our current actual knowledge based on the information they provided. This information is subject to change. The part numbers that TE has identified as EU RoHS compliant have a maximum concentration of 0.1% by weight in homogenous materials for lead, hexavalent chromium, mercury, PBB, PBDE, DBP, BBP, DEHP, DIBP, and 0.01% for cadmium, or qualify for an exemption to these limits as defined in the Annexes of Directive 2011/65/EU (RoHS2). Finished electrical and electronic equipment products will be CE marked as required by Directive 2011/65/EU. Components may not be CE marked. Additionally, the part numbers that TE has identified as EU ELV compliant have a maximum concentration of 0.1% by weight in homogenous materials for lead, hexavalent chromium, and mercury, and 0.01% for cadmium, or qualify for an exemption to these limits as defined in the Annexes of Directive 2000/53/EC (ELV). Regarding the REACH Regulation, the information TE provides on SVHC in articles for this part number is based on the latest European Chemicals Agency (ECHA) 'Guidance on




requirements for substances in articles' posted at this URL: <https://echa.europa.eu/guidance-documents/guidance-on-reach>


Compatible Parts




TE Part # 1-2823557-1
CRIMP TOOL FOR CRIMP FLANGE /SLEEVE




TE Part # 1-2823560-1
ASSEMBLY TOOL HANDLE FOR CRIMP FLANGE




TE Part # 1-2823561-1
UNIVERSAL INSERT (ALL M12 CODES)




TE Part # CAT-M1-M1
M12 Assembly Tooling



TE Part # CAT-R131-IN722
Crimp Insert for Use with 1-2823557-1




TE Part # 601966-1
CRIMPING TOOL M22520/2-01




TE Part # 601967-1
CRIMPING TOOL M22520/1-01


Also in the Series | M12 Connector




Connector Caps & Covers(5)




Connector Hardware(12)



Connector Seals & Cavity Plugs(4)



M8/M12 Cable Assemblies(230)



Standard Circular Connectors(803)

Customers Also Bought





TE Part # 1-2314102-1
M12 Crimp Contact For D and A5



TE Part # 1-2823446-7
M12 D-F-4 CRIMP ST CAT 7 RADOX 8.2MM,H&S



TE Part # 794942-1
10P MINI UMNL CAP HSG



TE Part # 1-770987-0
MINI UMNL PIN 22-18 AWG AU LP



TE Part # 90759-2
PROCrimp Die Mini Univ MNL



TE Part # YD369-MP66-NP00000
369 6 WAY SHIELDED PLUG, NO CONTACTS,PIN



TE Part # YD369-MR66-NS00000
369 6 WAY SHIELDED REC, NO CONTACTS,SKT



TE Part # 2176467-1
TLRP 1206 1.0W R008 1% 50PPM 5K RL

Documents

Product Drawings
M12 A-M-8 CRIMP ST ,CAT7 RADOX 8.2MM,H&S
English

CAD Files
3D PDF
3D
Customer View Model
ENG_CVM_CVM_1-2823447-1_A.2d_dxf.zip
English
Customer View Model
ENG_CVM_CVM_1-2823447-1_A.3d_igs.zip
English
Customer View Model
ENG_CVM_CVM_1-2823447-1_A.3d_stp.zip
English

By downloading the CAD file I accept and agree to the Terms and Conditions of use.

Datasheets & Catalog Pages
M12 RAIL CONNECTOR SERIES
English
M12 Rail Straight Connector
English

Product Specifications
Application Specification
English

