

OEG Miniature Relay PCF


TE Internal #: 1888653-5

RJ45 Connectors, RJ45, Multiple Ports, 2 x 1, RJ Type Jacks & Plugs, Standard Connector Contact Density, Jack, Shielded, OEG Miniature Relay PCF

[View on TE.com >](#)



Connectors > Modular Jacks & Plugs > RJ45 Connectors



Modular Jack & Plug Interface Type: **RJ45**
Port Configuration: **Multiple Ports**
Port Matrix Configuration: **2 x 1**
Modular Jacks & Plugs Products: **RJ Type Jacks & Plugs**
Connector Contact Density: **Standard**

Features

Product Type Features

| | |
|------------------------------------|-----------------------|
| Ground Feature Type | Grounding Clips |
| Connector Product Type | Connector Assembly |
| Modular Jack & Plug Interface Type | RJ45 |
| Modular Jacks & Plugs Products | RJ Type Jacks & Plugs |
| Modular Connector Style | Jack |
| Grounding Options | PCB and Panel Ground |
| Connector & Contact Terminates To | Printed Circuit Board |

Configuration Features

| | |
|-----------------------------|----------------|
| Panel Ground Location | Sides |
| Number of PCB Ground Tabs | 4 |
| Number of Panel Ground Tabs | 12 |
| Multiple Port Configuration | Stacked |
| Port Configuration | Multiple Ports |
| Port Matrix Configuration | 2 x 1 |



| | |
|----------------------------|-------------|
| Connector Contact Density | Standard |
| Number of Positions | 8 |
| Number of Loaded Positions | 8 |
| PCB Mount Orientation | Right Angle |

Signal Characteristics

| | |
|-----------|-----------|
| Data Rate | 1000 Mb/s |
|-----------|-----------|

Body Features

| | |
|--------------------------------|-------------------------|
| LED Color (Top Left) | Green |
| LED Color (Bottom Left) | None |
| LED Color (Top Right) | Yellow |
| Insulator Material | Thermoplastic Polyester |
| Shield Plating Finish | Tin |
| LED Color (Bottom Right) | None |
| Grounding Tab Plating Material | Tin over Copper |
| Shield Plating Material | Tin over Copper |
| Shield Material | Copper Alloy |
| Modular Jack Latch Orientation | Standard - Latch Down |
| Connector Profile | Offset - Overhangs PCB |

Contact Features

| | |
|--|-----------------|
| PCB Contact Termination Area Plating Material Finish | Matte |
| Contact Underplating Material | Nickel |
| PCB Contact Termination Area Plating Material | Tin |
| Contact Current Rating (Max) | 1.5 A |
| Contact Mating Area Plating Material | Gold |
| Contact Base Material | Phosphor Bronze |
| Contact Mating Area Plating Material Thickness | .38 µm[15 µin] |

Termination Features

| | |
|---|--------------------------|
| Termination Method to Printed Circuit Board | Through Hole - Press-Fit |
| Termination Post & Tail Length | 4.14 mm[.163 in] |

Mechanical Attachment

| | |
|--------------------------|---------------------------|
| Panel Mount Feature | Without |
| PCB Mount Retention Type | SMT Hold Down - Press-Fit |
| | |



| | |
|-------------------------|--------------------------|
| Connector Mounting Type | Board Mount, Panel Mount |
|-------------------------|--------------------------|

Housing Features

| | |
|-----------------------|-----------------|
| Mating Entry Location | Side |
| Centerline (Pitch) | 1.02 mm[.04 in] |
| Housing Color | Black |
| Housing Material | PBT GF |

Dimensions

| | |
|-----------------------------|------------------|
| PCB Thickness (Recommended) | 1.57 mm[.062 in] |
| Connector Height | 3.27 mm[.129 in] |

Usage Conditions

| | |
|-----------------------------|---------------------------|
| Operating Temperature Range | -40 - 85 °C[-40 - 185 °F] |
|-----------------------------|---------------------------|

Operation/Application

| | |
|---------------------|--------|
| Indicator Type | LED |
| Shielded | Yes |
| Circuit Application | Signal |

Industry Standards

| | |
|------------------------|----------|
| UL Flammability Rating | UL 94V-0 |
| Performance Category | Cat 5e |

Packaging Features

| | |
|--------------------|------|
| Packaging Quantity | 45 |
| Packaging Method | Tray |

Product Compliance

For compliance documentation, visit the product page on [TE.com](#)>

| | |
|---|---|
| EU RoHS Directive 2011/65/EU | Compliant |
| EU ELV Directive 2000/53/EC | Compliant |
| China RoHS 2 Directive MIIT Order No 32, 2016 | No Restricted Materials Above Threshold |
| EU REACH Regulation (EC) No. 1907/2006 | Current ECHA Candidate List: JAN 2024 (240) Candidate List Declared Against: JAN 2024 (240) Does not contain REACH SVHC |
| Halogen Content | Not Low Halogen - contains Br or Cl > 900 ppm. |



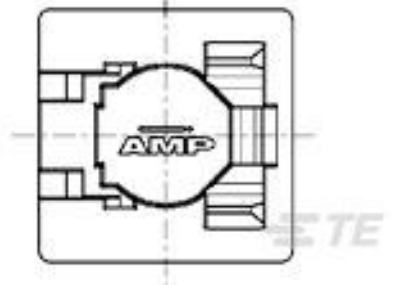
Solder Process Capability

Not applicable for solder process capability


Product Compliance Disclaimer

This information is provided based on reasonable inquiry of our suppliers and represents our current actual knowledge based on the information they provided. This information is subject to change. The part numbers that TE has identified as EU RoHS compliant have a maximum concentration of 0.1% by weight in homogenous materials for lead, hexavalent chromium, mercury, PBB, PBDE, DBP, BBP, DEHP, DIBP, and 0.01% for cadmium, or qualify for an exemption to these limits as defined in the Annexes of Directive 2011/65/EU (RoHS2). Finished electrical and electronic equipment products will be CE marked as required by Directive 2011/65/EU. Components may not be CE marked. Additionally, the part numbers that TE has identified as EU ELV compliant have a maximum concentration of 0.1% by weight in homogenous materials for lead, hexavalent chromium, and mercury, and 0.01% for cadmium, or qualify for an exemption to these limits as defined in the Annexes of Directive 2000/53/EC (ELV). Regarding the REACH Regulation, the information TE provides on SVHC in articles for this part number is based on the latest European Chemicals Agency (ECHA) 'Guidance on requirements for substances in articles' posted at this URL: <https://echa.europa.eu/guidance-documents/guidance-on-reach>

Compatible Parts




TE Part # 188729-1
8P.COVER/SOLD.STOP




TE Part # 1521003-2
CAT 5E CABLE ASSY, 8 POS RJ45


Also in the Series | OEG Miniature Relay PCF




Coax Connectors(1)




Combo Jacks(1)




Connector Contacts(1)




IDC D-Sub Connectors(1)




Mini PCI Express & mSATA(1)



RJ14 Connectors(2)



RJ22 Connectors(1)

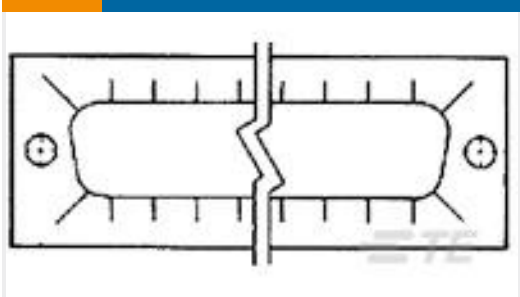


RJ25 Connectors(8)



[RJ45 Connectors\(69\)](#)

Customers Also Bought



TE Part # 5747024-3
[RFI GASKET, SIZE 1, PLATED](#)



TE Part # 2007198-1
[SFP+ 1x1 Cage Assembly, Press-](#)



TE Part # 2169806-1
[IMP,Power,3PR,Vert,Recp,Tin](#)



TE Part # 2170704-3
[CAGE ASSY, QSP28 1X1, SPRING, HS](#)



TE Part # 4-1879216-9
[CPF0402 127K 0.1% 25PPM 1K RL](#)



TE Part # 1746679-1
[Std HDMI, RA, T/H, Panel grd, Flange](#)



TE Part # 2195889-2
[External Ant, SMA, 600-6000MHz](#)



TE Part # 2-2324171-0
[CAGE ASSEMBLY, QSP-DD 1X1, SPRING](#)



TE Part # 2350231-7
[SFP28 STACKED 2X1 RECEPTACLE ASSEMBLY](#)

Documents

[CAD Files](#)

[3D PDF](#)

[3D](#)

[Customer View Model](#)

[ENG_CVM_CVM_1888653-5_C.2d_dxf.zip](#)

[English](#)

[Customer View Model](#)

[ENG_CVM_CVM_1888653-5_C.3d_igs.zip](#)



English

Customer View Model

[ENG_CVM_CVM_1888653-5_C.3d_stp.zip](#)

English

By downloading the CAD file I accept and agree to the [Terms and Conditions](#) of use.

Product Specifications

Product Specification

English

[Offset Stacked Modular Jack with LED_s, Category 5](#)

English

Agency Approvals

UL Report

English