



Connectors > Automotive Connectors > Automotive Housings > AMPSEAL Receptacle Housings



Connector System: **Wire-to-Board**
Number of Positions: **35**
Connector & Housing Type: **Plug**
Centerline (Pitch): **4 mm [.157 in]**
Sealable: **Yes**

[All AMPSEAL Receptacle Housings \(31\)](#)

Features

Product Type Features

Mixed & Hybrid Connector	No
Connector Shape	Rectangular
Connector System	Wire-to-Board
Connector & Housing Type	Plug
Sealable	Yes
Connector & Contact Terminates To	Wire & Cable
Primary Locking Feature	Integrated in Housing

Configuration Features

Number of Positions	35
Number of Rows	3

Electrical Characteristics

Operating Voltage	250 VAC
-------------------	---------



Nominal Voltage Architecture	250 V
------------------------------	-------

Body Features

Cable Exit Angle	180°
Primary Product Color	Natural
Connector & Keying Code	B

Contact Features

Contact Size	1.3mm
Contact Type	Socket
Mating Pin Diameter	1.3 mm[.051 in]
Contact Current Rating (Max)	17 A

Mechanical Attachment

Terminal Position Assurance	Yes
Strain Relief	Add By Accessory
Mating Alignment Type	Keyed
Mating Alignment	With
Connector Mounting Type	Cable Mount (Free-Hanging)

Housing Features

Housing Material	PBT
Centerline (Pitch)	4 mm[.157 in]

Dimensions

Connector Height	34.6 mm[1.362 in]
Product Width	33.6 mm[1.323 in]
Product Length	63.4 mm[2.496 in]
Row-to-Row Spacing	4 mm[.157 in]

Usage Conditions

Operating Temperature (Max)	125 °C[257 °F]
Operating Temperature Range	-40 - 125 °C[-40 - 257 °F]

Operation/Application

Circuit Application	Power
---------------------	-------

Industry Standards

Degree of Protection	IP67, IP69K
UL Flammability Rating	UL 94V-0



Packaging Features

Packaging Quantity	28
Packaging Method	Tray

Other

Serviceable	Yes
Connector Position Assurance Capable	No

Product Compliance

For compliance documentation, visit the product page on TE.com>







EU RoHS Directive 2011/65/EU	Compliant
EU ELV Directive 2000/53/EC	Compliant
China RoHS 2 Directive MIIT Order No 32, 2016	No Restricted Materials Above Threshold
EU REACH Regulation (EC) No. 1907/2006	Current ECHA Candidate List: JAN 2024 (240) Candidate List Declared Against: JAN 2024 (240) SVHC > Threshold: Octamethylcyclotetrasiloxane (D4) (.5% in Component Part) Dodecamethylcyclohexasiloxane (D6) (.5% in Component Part) Decamethylcyclopentasiloxane (D5) (.5% in Component Part) Article Safe Usage Statements: Wash thoroughly after handling. Recycle if possible and dispose of the article by following all applicable governmental regulations relevant to your geographic location.
Halogen Content	Not Low Halogen - contains Br or Cl > 900 ppm.
Solder Process Capability	Not applicable for solder process capability

Product Compliance Disclaimer








This information is provided based on reasonable inquiry of our suppliers and represents our current actual knowledge based on the information they provided. This information is subject to change. The part numbers that TE has identified as EU RoHS compliant have a maximum concentration of 0.1% by weight in homogenous materials for lead, hexavalent chromium, mercury, PBB, PBDE, DBP, BBP, DEHP, DIBP, and 0.01% for cadmium, or qualify for an exemption to these limits as defined in the Annexes of Directive 2011/65/EU (RoHS2). Finished electrical and electronic equipment products will be CE marked as required by Directive 2011/65/EU. Components may not be CE marked. Additionally, the part numbers that TE has identified as EU ELV compliant have a maximum concentration of 0.1% by weight in homogenous materials for lead, hexavalent chromium, and mercury, and 0.01% for cadmium, or qualify for an exemption to these limits as defined in the Annexes of Directive 2000/53/EC (ELV). Regarding the REACH Regulation, the information TE provides on SVHC in articles for this part number is based on the latest European Chemicals Agency (ECHA) 'Guidance on requirements for substances in articles' posted at this URL: <https://echa.europa.eu/guidance-documents/guidance-on-reach>



Compatible Parts

 <p>TE Part # CAT-AM78-H342 AMPSEAL PCB Vertical Headers</p>	 <p>TE Part # CAT-J04-APHH AMPSEAL PCB Right-Angle Headers</p>	 <p>TE Part # CAT-AM78-T273 AMPSEAL Crimp Contacts: 1.3 mm</p>	 <p>TE Part # 770678-1 SEAL PLUG, AMPSEAL</p>
 <p>TE Part # 2389807-1 STRAIN RELIEF,35 POSITION AMPSEAL</p>	 <p>TE Part # 2373965-1 CPA,AMPSEAL</p>		

Also in the Series | AMPSEAL

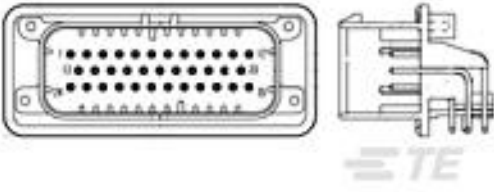
 <p>Automotive Connector Locks & Position Assurance(1)</p>	 <p>Automotive Housings(31)</p>	 <p>Automotive Terminals(8)</p>	 <p>Connector Backshells(4)</p>
 <p>Connector Seals & Cavity Plugs(2)</p>	 <p>Internal I/O Connectors(1)</p>	 <p>PCB Headers & Receptacles(119)</p>	

Customers Also Bought






TE Part # 770680-2
AMPSEAL Receptacle Housings



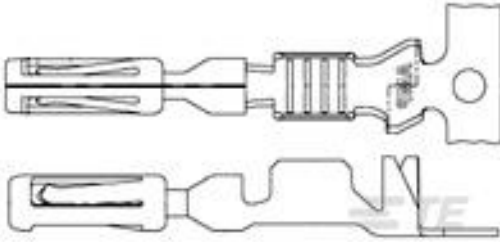
TE Part # 1-776163-2
35POS,PIN DIA 1.3,HDR ASSY,90DEG, COD 2



TE Part # 770678-1
SEAL PLUG, AMPSEAL



TE Part # HD34-24-19PE
REC, 19P, AL, E, 12/16, P



TE Part # 770520-3
AMPSEAL,TERMINAL,GOLD PLATE, 16-20AWG WIR



TE Part # 174200-1
250 FASTON HSG.,REC.,3 POS, NATRUAL

Documents

Product Drawings

35POS,AMPSEAL,SOC HSG ASSY,SLD,COD 2

English

CAD Files

Customer View Model

ENG_CVM_CVM_776164-2_F.2d_dxf.zip

English

3D PDF

3D

Customer View Model

ENG_CVM_CVM_776164-2_F.3d_igs.zip

English

Customer View Model

ENG_CVM_CVM_776164-2_F.3d_stp.zip

English

By downloading the CAD file I accept and agree to the [Terms and Conditions](#) of use.

Datasheets & Catalog Pages

AMPSEAL Connector Catalog

English

ICT Terminals and Connectors Catalogue

English

Product Specifications

Engineering Report

English



Instruction Sheets

Instruction Sheet (U.S.)

English

Agency Approvals

UL Report

English