



Connectors > Automotive Connectors > Automotive Housings > SUPERSEAL Connector Housings: 1.0 mm



Connector System: **Wire-to-Board, Wire-to-Device**

Number of Positions: **34**

Connector & Housing Type: **Housing for Female Terminals**

Centerline (Pitch): **3 mm [.118 in]**

Sealable: **Yes**

[All SUPERSEAL Connector Housings: 1.0 mm \(10\)](#)

Features

Product Type Features

Mixed & Hybrid Connector	No
Connector Shape	Rectangular
Connector System	Wire-to-Board, Wire-to-Device
Connector & Housing Type	Housing for Female Terminals
Sealable	Yes
Primary Locking Feature	Integrated in Housing

Configuration Features

Number of Positions	34
Number of Rows	4

Electrical Characteristics

Operating Voltage	250 VAC
Nominal Voltage Architecture	12 V, 24 V, 42 V, 48 V, 80 V, 90 V, 125 V, 240 V



Body Features

Cable Exit Angle	180°
Primary Product Color	Black
Connector & Keying Code	2

Contact Features

Contact Type	Socket
Mating Pin Diameter	1 mm[.039 in]

Mechanical Attachment

Terminal Position Assurance	Yes
Strain Relief	Without
Mating Alignment Type	Keyed
Mating Alignment	With
Connector Mounting Type	Cable Mount (Free-Hanging)

Housing Features

Housing Material	PBT GF
Centerline (Pitch)	3 mm[.118 in]

Dimensions

Connector Height	34.55 mm[1.36 in]
Product Width	38.2 mm[1.504 in]
Product Length	32.15 mm[1.266 in]
Row-to-Row Spacing	3.5 mm, 4 mm[.138 in][.157 in]

Usage Conditions

Operating Temperature (Max)	70 °C, 75 °C, 80 °C, 85 °C, 90 °C, 100 °C, 105 °C, 110 °C, 120 °C, 125 °C[158 °F][167 °F][176 °F][185 °F][194 °F][212 °F][221 °F][230 °F][248 °F][257 °F]
Operating Temperature Range	-40 - 125 °C[-40 - 257 °F]

Industry Standards

Degree of Protection	JIS D0203
UL Flammability Rating	UL 94V-2

Packaging Features

Packaging Method	Box
------------------	-----



Other

Serviceable	Yes
Connector Position Assurance Capable	No

Product Compliance

For compliance documentation, visit the product page on TE.com>

EU RoHS Directive 2011/65/EU	Compliant
EU ELV Directive 2000/53/EC	Compliant
China RoHS 2 Directive MIIT Order No 32, 2016	No Restricted Materials Above Threshold
EU REACH Regulation (EC) No. 1907/2006	Current ECHA Candidate List: JAN 2024 (240) Candidate List Declared Against: JAN 2023 (233) Does not contain REACH SVHC
Halogen Content	Not Low Halogen - contains Br or Cl > 900 ppm.
Solder Process Capability	Not applicable for solder process capability

Product Compliance Disclaimer

This information is provided based on reasonable inquiry of our suppliers and represents our current actual knowledge based on the information they provided. This information is subject to change. The part numbers that TE has identified as EU RoHS compliant have a maximum concentration of 0.1% by weight in homogenous materials for lead, hexavalent chromium, mercury, PBB, PBDE, DBP, BBP, DEHP, DIBP, and 0.01% for cadmium, or qualify for an exemption to these limits as defined in the Annexes of Directive 2011/65/EU (RoHS2). Finished electrical and electronic equipment products will be CE marked as required by Directive 2011/65/EU. Components may not be CE marked. Additionally, the part numbers that TE has identified as EU ELV compliant have a maximum concentration of 0.1% by weight in homogenous materials for lead, hexavalent chromium, and mercury, and 0.01% for cadmium, or qualify for an exemption to these limits as defined in the Annexes of Directive 2000/53/EC (ELV). Regarding the REACH Regulation, the information TE provides on SVHC in articles for this part number is based on the latest European Chemicals Agency (ECHA) 'Guidance on requirements for substances in articles' posted at this URL: <https://echa.europa.eu/guidance-documents/guidance-on-reach>

Compatible Parts



TE Part # CAT-SU763-H342
SUPERSEAL Connector Headers: 1.0 mm



TE Part # CAT-SU763-T273
SUPERSEAL Connector Contacts: 1.0 mm



TE Part # 2303344-1
34POS,PIN DIA 1.0,HEADER ASSY,180 DEG

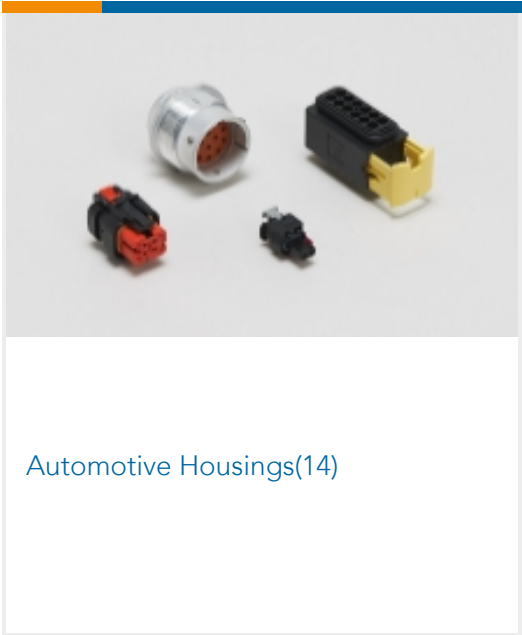


TE Part # 2384723-4
34POS,PIN DIA 1.0,HDR ASSY,90DEG DEG

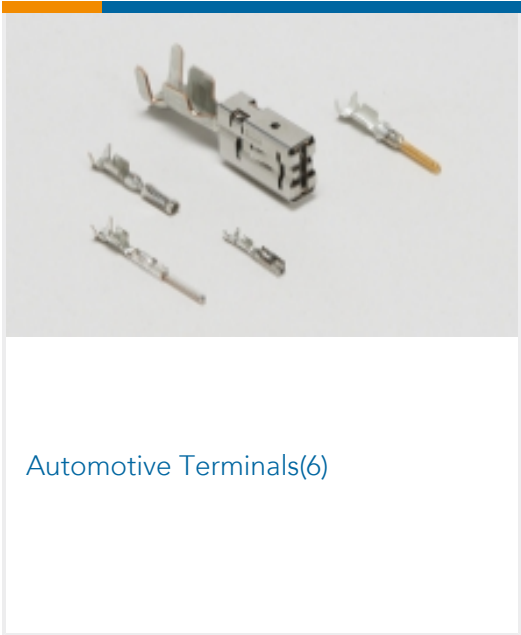


TE Part # 2388688-2
34POS,PIN DIA 1.0,HDR ASSY,180DEG


Also in the Series | **SUPERSEAL 1.0mm**




Automotive Housings(14)



Automotive Terminals(6)



Connector Backshells(2)



Connector Seals & Cavity Plugs(1)

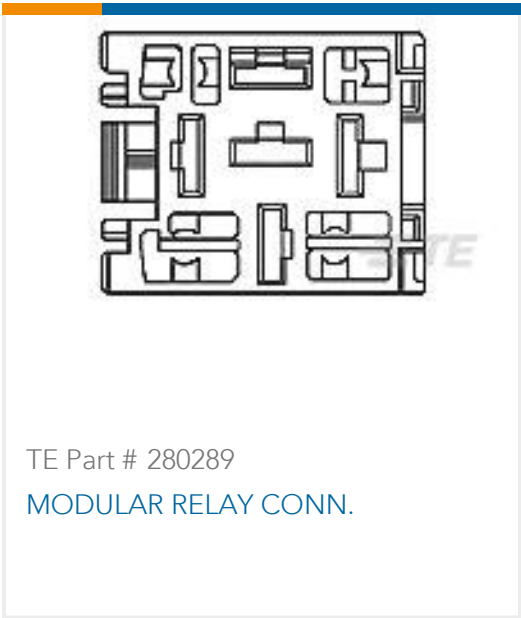


PCB Headers & Receptacles(33)

Customers Also Bought



TE Part # 3-1437290-8
SUPERSEAL Connector Housings: 1.0 mm



TE Part # 280289
MODULAR RELAY CONN.



TE Part # K1157303
Emergency Switch ES-2011-T311-020B



TE Part # 1-968408-2
FLA-ST-GH2,8X0,8 3P



TE Part # EG41050001
ES-CAP-NO.2-B9-0-35MM



TE Part # AS007-35PA
RECEPT. 2 HOLE MNT. TYPE 0 AS MICRO 7



TE Part # 1544172-3
CLIP 6,3 STD 0,3-1



Documents

Product Drawings

34POS,SUPERSEAL,REC HSG ASSY,SLD,COD 2

English

CAD Files

3D PDF

3D

Customer View Model

ENG_CVM_CVM_4-1437290-1_O.2d_dxf.zip

English

Customer View Model

ENG_CVM_CVM_4-1437290-1_O.3d_igs.zip

English

Customer View Model

ENG_CVM_CVM_4-1437290-1_O.3d_stp.zip

English

By downloading the CAD file I accept and agree to the [Terms and Conditions](#) of use.

Datasheets & Catalog Pages

ICT Terminals and Connectors Catalogue

English

Product Specifications

Receptacle Contact, Super Seal Connector

Japanese

Application Specification

Japanese

Super Seal Connector

Japanese

Application Specification

Japanese

Instruction Sheets

Instruction Sheet (non U.S.)

English

SUPER SEAL CONNECTOR PLUG HOUSING CONNECTOR

English