




Connectors > Terminal Blocks & Strips > Barrier Strips



Barrier Strip Style: **Dual Barrier**  
Connector System: **Wire-to-Wire**  
Number of Positions: **18**  
Centerline (Pitch): **9.53 mm [.375 in]**  
Number of Rows: **2**

Features

Product Type Features

Block Style	Non-Feed Through
Connector System	Wire-to-Wire
Connector & Contact Terminates To	Wire & Cable

Configuration Features

Number of Levels	1
Number of Positions	18
Number of Rows	2

Electrical Characteristics

Operating Voltage	300 V
-------------------	-------

Body Features

Quick Connect Tab Plating Material	Tin
Primary Product Color	Black
Product Orientation	Vertical
Barrier Strip Style	Dual Barrier



Contact Features

Contact Base Material	Brass
Contact Current Rating (Max)	20 A

Mechanical Attachment

Screw Plating Material	Nickel
Screw Material	Steel
Mounting Options	End Mounting Ears
Thread Size	6-32
Connector Mounting Type	Panel Mount

Housing Features

Housing Material	Thermoplastic
Centerline (Pitch)	9.53 mm [.375 in]

Dimensions

Product Length	188 mm [7.4 in]
Wire Size	.3 - 3 mm <sup>2</sup>

Usage Conditions

Operating Temperature Range	-40 - 120 °C [-40 - 248 °F]
-----------------------------	-----------------------------

Operation/Application

Circuit Application	Power
---------------------	-------

Industry Standards

UL Flammability Rating	UL 94V-0
------------------------	----------

Packaging Features

Packaging Quantity	50
Packaging Method	Carton

Product Compliance

For compliance documentation, visit the product page on TE.com>

EU RoHS Directive 2011/65/EU	Compliant
EU ELV Directive 2000/53/EC	Compliant
China RoHS 2 Directive MIIT Order No 32, 2016	No Restricted Materials Above Threshold
EU REACH Regulation (EC) No. 1907/2006	Current ECHA Candidate List: JAN 2024 (240)



Candidate List Declared Against: JAN 2024 (240)  
Does not contain REACH SVHC

Halogen Content	Low Halogen - Br, Cl, F, I < 900 ppm per homogenous material. Also BFR/CFR/PVC Free
Solder Process Capability	Not reviewed for solder process capability

Product Compliance Disclaimer

This information is provided based on reasonable inquiry of our suppliers and represents our current actual knowledge based on the information they provided. This information is subject to change. The part numbers that TE has identified as EU RoHS compliant have a maximum concentration of 0.1% by weight in homogenous materials for lead, hexavalent chromium, mercury, PBB, PBDE, DBP, BBP, DEHP, DIBP, and 0.01% for cadmium, or qualify for an exemption to these limits as defined in the Annexes of Directive 2011/65/EU (RoHS2). Finished electrical and electronic equipment products will be CE marked as required by Directive 2011/65/EU. Components may not be CE marked. Additionally, the part numbers that TE has identified as EU ELV compliant have a maximum concentration of 0.1% by weight in homogenous materials for lead, hexavalent chromium, and mercury, and 0.01% for cadmium, or qualify for an exemption to these limits as defined in the Annexes of Directive 2000/53/EC (ELV). Regarding the REACH Regulation, the information TE provides on SVHC in articles for this part number is based on the latest European Chemicals Agency (ECHA) 'Guidance on requirements for substances in articles' posted at this URL: <https://echa.europa.eu/guidance-documents/guidance-on-reach>

## Compatible Parts

TE Part # 1776803-1  
.187" DS,FLAT QC TAB,.375 DR

## Customers Also Bought


TE Part # 36923  
TERMINAL,SOLIS R 2/0 3/8

TE Part # 53126-1  
TERMINAL,SOLIS SPR SPD 12-10 6

TE Part # 52955  
TERMINAL,PG SPR SPD 16-14 6


TE Part # 1546306-5  
5P .374" DR BARRIER STRIP






TE Part # 34173

TERMINAL,PG R 12-10 3/8




TE Part # 2141466-1

4POS,NANOMQS,SOCK HSG,ASSY, SEALED,CODA




TE Part # 321868

TERMINAL SOLIS RING 1/0 3/8




TE Part # 321869

TERMINAL,SOLIS R 2/0 1/4



TE Part # 1438618-1

40 WAY ARM PLUG, KEY H NSB



TE Part # 1924685-1

24W ARM PLUG SL SB RL KEY D BLK

Documents

- CAD Files

Customer View Model

ENG\_CVM\_CVM\_1-1546306-8\_K1.3d\_stp.zip

English
- Customer View Model

ENG\_CVM\_CVM\_1-1546306-8\_K1.2d\_dxf.zip

English
- 3D PDF

3D
- Customer View Model

ENG\_CVM\_CVM\_1-1546306-8\_K1.3d\_igs.zip

English

By downloading the CAD file I accept and agree to the [Terms and Conditions](#) of use.

- Datasheets & Catalog Pages

1-1773458-2\_BARRIER\_STRIPS\_QUICK\_REFERENCE\_GUIDE

English

- Agency Approvals

UL

English