

CROWN CLIP Junior

TE Internal #: 1551953-1

Busbar Connectors, Board-to-Bus Bar, 2 Position, Bus Bar, Thermoplastic, Black, Mating Alignment, Box & Carton / Tray, Right Angle, CROWN CLIP Junior

[View on TE.com >](#)



Connectors > Power Connectors > Busbar Connectors



Connector System: **Board-to-Bus Bar**
Number of Positions: **2**
Connector & Contact Terminates To: **Bus Bar**
Mating Conductor Thickness: **3 mm [.118 in]**
Housing Material: **Thermoplastic**

Features

Product Type Features

Connector & Housing Type	Receptacle
Connector System	Board-to-Bus Bar
Connector & Contact Terminates To	Bus Bar

Configuration Features

Number of Positions	2
PCB Mount Orientation	Right Angle
Mating & Unmating Configuration	Hot Pluggable

Electrical Characteristics

Operating Voltage	600 VAC
-------------------	---------

Body Features

Bus Bar Contact Plating Material	Tin
----------------------------------	-----

Contact Features

Contact Underplating Material Thickness	1.27 µm[50 µin]
---	-----------------



Contact Mating Area Plating Material Thickness	3 µm[118 µin]
Contact Shape & Form	Multiple Contact Point
Contact Underplating Material	Nickel
Contact Base Material	Copper Alloy
Contact Current Rating (Max)	170 A
Contact Length	31.4 mm[1.23 in]
Bus Bar Contact Style	Socket

Termination Features

Termination Post & Tail Length	5.68 mm[.224 in]
Termination Method to Printed Circuit Board	Through Hole - Solder

Mechanical Attachment

Mating Alignment Type	Blindmate
Mating Alignment	With
Bus Bar Connector Mounting Retention	With
Connector Mounting Type	Board Mount

Housing Features

Housing Material	Thermoplastic
Housing Color	Black

Dimensions

Connector Height	28.25 mm[1.112 in]
PCB Thickness (Recommended)	1.5 - 2 mm[.06 - .079 in]
Product Width	12 mm[.472 in]
Product Length	31.4 mm

Usage Conditions

Operating Temperature Range	-55 - 105 °C[-67 - 221 °F]
-----------------------------	----------------------------

Operation/Application

Circuit Application	Power
---------------------	-------

Industry Standards

Compatible With Agency/Standards Products	UL
---	----

Packaging Features

Packaging Method	Box & Carton, Tray
------------------	--------------------

Other



Mating Conductor Thickness	3 mm[.118 in]
----------------------------	---------------

Product Compliance

For compliance documentation, visit the product page on [TE.com](#)>

EU RoHS Directive 2011/65/EU	Compliant
EU ELV Directive 2000/53/EC	Compliant
China RoHS 2 Directive MIIT Order No 32, 2016	No Restricted Materials Above Threshold
EU REACH Regulation (EC) No. 1907/2006	Current ECHA Candidate List: JAN 2024 (240) Candidate List Declared Against: JAN 2024 (240) Does not contain REACH SVHC
Halogen Content	Not Low Halogen - contains Br or Cl > 900 ppm.
Solder Process Capability	Wave solder capable to 240°C

Product Compliance Disclaimer

This information is provided based on reasonable inquiry of our suppliers and represents our current actual knowledge based on the information they provided. This information is subject to change. The part numbers that TE has identified as EU RoHS compliant have a maximum concentration of 0.1% by weight in homogenous materials for lead, hexavalent chromium, mercury, PBB, PBDE, DBP, BBP, DEHP, DIBP, and 0.01% for cadmium, or qualify for an exemption to these limits as defined in the Annexes of Directive 2011/65/EU (RoHS2). Finished electrical and electronic equipment products will be CE marked as required by Directive 2011/65/EU. Components may not be CE marked. Additionally, the part numbers that TE has identified as EU ELV compliant have a maximum concentration of 0.1% by weight in homogenous materials for lead, hexavalent chromium, and mercury, and 0.01% for cadmium, or qualify for an exemption to these limits as defined in the Annexes of Directive 2000/53/EC (ELV). Regarding the REACH Regulation, the information TE provides on SVHC in articles for this part number is based on the latest European Chemicals Agency (ECHA) 'Guidance on requirements for substances in articles' posted at this URL: <https://echa.europa.eu/guidance-documents/guidance-on-reach>

Compatible Parts




Also in the Series | [CROWN CLIP Junior](#)



Busbar Connectors(2)

Customers Also Bought



TE Part # 215875-1
4/4 PCB MOD.JACK SE



TE Part # 926887-1
UNIV.M-N-L.PIN



TE Part # 292227-4
1.5 MINI CT SGL H SMT W BOSS 4



TE Part # 1SNK510010R0000
ZS16



TE Part # 1SNK516010R0000
ZS35



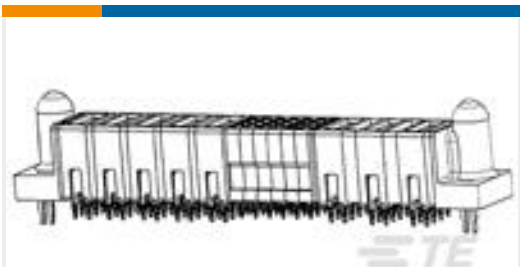
TE Part # 6-2176337-1
CRGCQ 0402 1M0 1%




TE Part # 2187650-1
SW PIR HDR BFP, 85OHM, 8X4 DEW



TE Part # 2317658-1
AV25 SPM 3A MOVING RING POWER
WHITE 12V



TE Part # 6450541-3
MBXL VERT RCPT 24S+4P



TE Part # 6-6450870-4
V/R, ASSY, SOLDER,5HDP + 20S + 4HP

Documents

Product Drawings

CCJ-Crown Clip Junior power connector

English

CAD Files

Customer View Model

ENG_CVM_CVM_1551953-1_A.2d_dxf.zip

English

3D PDF



3D

Customer View Model

[ENG_CVM_CVM_1551953-1_A.3d_igs.zip](#)

English

Customer View Model

[ENG_CVM_CVM_1551953-1_A.3d_stp.zip](#)

English

By downloading the CAD file I accept and agree to the [Terms and Conditions](#) of use.

Datasheets & Catalog Pages

[Busbar Power Brochure](#)

English

Product Specifications

[Application Specification](#)

English

Agency Approvals

[UL Report](#)

English