




Connectors > Automotive Connectors > Automotive Housings > Heavy Duty Sealed Connector Series Housings



Connector System: **Wire-to-Wire**
Number of Positions: **12**
Connector & Housing Type: **Housing for Male Terminals**
Centerline (Pitch): **4 mm [.157 in]**
Sealable: **Yes**

[All Heavy Duty Sealed Connector Series Housings \(204\)](#)

Features

Product Type Features

Mixed & Hybrid Connector	No
Connector Shape	Rectangular
Connector System	Wire-to-Wire
Connector & Housing Type	Housing for Male Terminals
Sealable	Yes
Primary Locking Feature	On the Terminal

Configuration Features

Number of Positions	12
Number of Rows	2

Electrical Characteristics

Operating Voltage	60 VDC
Nominal Voltage Architecture	12 V, 24 V, 42 V, 60 V



Body Features

Cable Exit Angle	180°, 90°
Primary Product Color	Black
Connector & Keying Code	A

Contact Features

Contact Size	1.6mm
Contact Type	Tab
Mating Tab Width	1.6 mm[.063 in]
Contact Current Rating (Max)	20 A

Mechanical Attachment

Terminal Position Assurance	Yes
Strain Relief	Add By Accessory
Mating Alignment Type	Keyed
Mating Alignment	With
Connector Mounting Type	Panel Mount

Housing Features

Housing Material	PBT GF
Centerline (Pitch)	4 mm[.157 in]

Dimensions

Connector Height	27 mm[1.063 in]
Product Width	47.1 mm[1.854 in]
Product Length	40.6 mm[1.598 in]
Row-to-Row Spacing	6.9 mm[.272 in]

Usage Conditions

Operating Temperature (Max)	70 °C, 80 °C, 85 °C, 90 °C, 100 °C, 105 °C, 110 °C, 120 °C, 125 °C, 130 °C, 140 °C[158 °F][167 °F][176 °F][185 °F][194 °F][212 °F][221 °F][230 °F][248 °F][257 °F][266 °F][284 °F]
Operating Temperature Range	-40 - 140 °C[-40 - 284 °F]

Operation/Application

Circuit Application	Signal
---------------------	--------

Industry Standards

Degree of Protection	IP67
----------------------	------



UL Flammability Rating

UL 94V-0

Packaging Features

Packaging Quantity	280
Packaging Method	Carton

Other

Serviceable	Yes
Connector Position Assurance Capable	No

Product Compliance

For compliance documentation, visit the product page on [TE.com](#)>


EU RoHS Directive 2011/65/EU	Compliant
EU ELV Directive 2000/53/EC	Compliant
China RoHS 2 Directive MIIT Order No 32, 2016	No Restricted Materials Above Threshold
EU REACH Regulation (EC) No. 1907/2006	Current ECHA Candidate List: JAN 2024 (240) Candidate List Declared Against: JAN 2024 (240) Does not contain REACH SVHC
Halogen Content	Not Low Halogen - contains Br or Cl > 900 ppm.
Solder Process Capability	Not applicable for solder process capability

Product Compliance Disclaimer


This information is provided based on reasonable inquiry of our suppliers and represents our current actual knowledge based on the information they provided. This information is subject to change. The part numbers that TE has identified as EU RoHS compliant have a maximum concentration of 0.1% by weight in homogenous materials for lead, hexavalent chromium, mercury, PBB, PBDE, DBP, BBP, DEHP, DIBP, and 0.01% for cadmium, or qualify for an exemption to these limits as defined in the Annexes of Directive 2011/65/EU (RoHS2). Finished electrical and electronic equipment products will be CE marked as required by Directive 2011/65/EU. Components may not be CE marked. Additionally, the part numbers that TE has identified as EU ELV compliant have a maximum concentration of 0.1% by weight in homogenous materials for lead, hexavalent chromium, and mercury, and 0.01% for cadmium, or qualify for an exemption to these limits as defined in the Annexes of Directive 2000/53/EC (ELV). Regarding the REACH Regulation, the information TE provides on SVHC in articles for this part number is based on the latest European Chemicals Agency (ECHA) 'Guidance on requirements for substances in articles' posted at this URL: <https://echa.europa.eu/guidance-documents/guidance-on-reach>

Compatible Parts







TE Part # 964972-1
EINZELLEITERDICHTNG




TE Part # 1-1703639-1
12POS,AMP MCP1.5K,REC HSG,ASSY




TE Part # CAT-H3399-B128
Heavy Duty Sealed Connector Series Backshells



TE Part # 2112295-1
PROTECTION CAP,GROUP D,ASSY



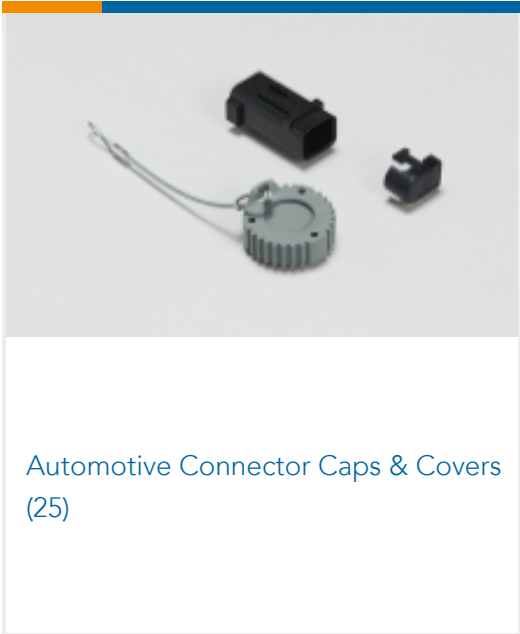
TE Part # CAT-T4827-T273
TIMER, RECEPTACLE AND TAB



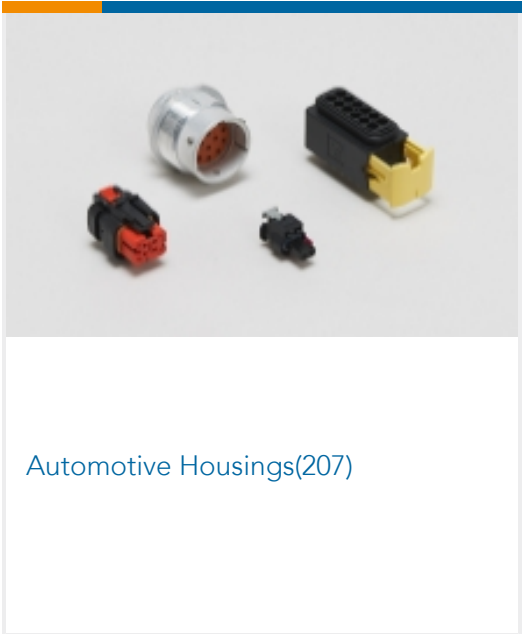
TE Part # 2-964269-2
TAB A 1.6x0.6 CONTACT CF SWS Ag

Also in the Series


Heavy Duty Sealed Connector Series




Automotive Connector Caps & Covers (25)




Automotive Housings(207)




Connector Seals & Cavity Plugs(5)




Data Connectivity Headers(2)



Data Connectivity Housings(16)



Other Automotive Connector Accessories(34)



PCB Headers & Receptacles(1)

Customers Also Bought



TE Part # 1-1670730-1
Heavy Duty Sealed Connector Series Housings



TE Part # 1563111-1
COVER,180



TE Part # 929643-1
2P KUPPLUNGSGEH



TE Part # 0418834001
LSTT-1.6-0-SP





TE Part # 520971-4
ULTRA-POD 250 ASY REC 18-14 AWG
TPBR



TE Part # 936242-2
090III 8P CAP ASSY BLK



TE Part # 175019-5
PL 187 REC 22-16 AWG 0.3 X 22.8
PTPHBZ

TE Part # 927635-2
STANDARD TIMER HOUSING 5POS

Documents

Product Drawings

12POS,TAB 1.6X0.6,TAB HSG,ASSY

English

CAD Files

Customer View Model

ENG_CVM_CVM_1-1564414-1_G.2d_dxf.zip

English

3D PDF

3D

Customer View Model

ENG_CVM_CVM_1-1564414-1_G.3d_igs.zip

English

Customer View Model

ENG_CVM_CVM_1-1564414-1_G.3d_stp.zip

English

By downloading the CAD file I accept and agree to the [Terms and Conditions](#) of use.

Datasheets & Catalog Pages

HDSCS Catalog

English

ICT Terminals and Connectors Catalogue

English

CONNECTOR SELECTOR

English

Product Specifications

Application Specification

English