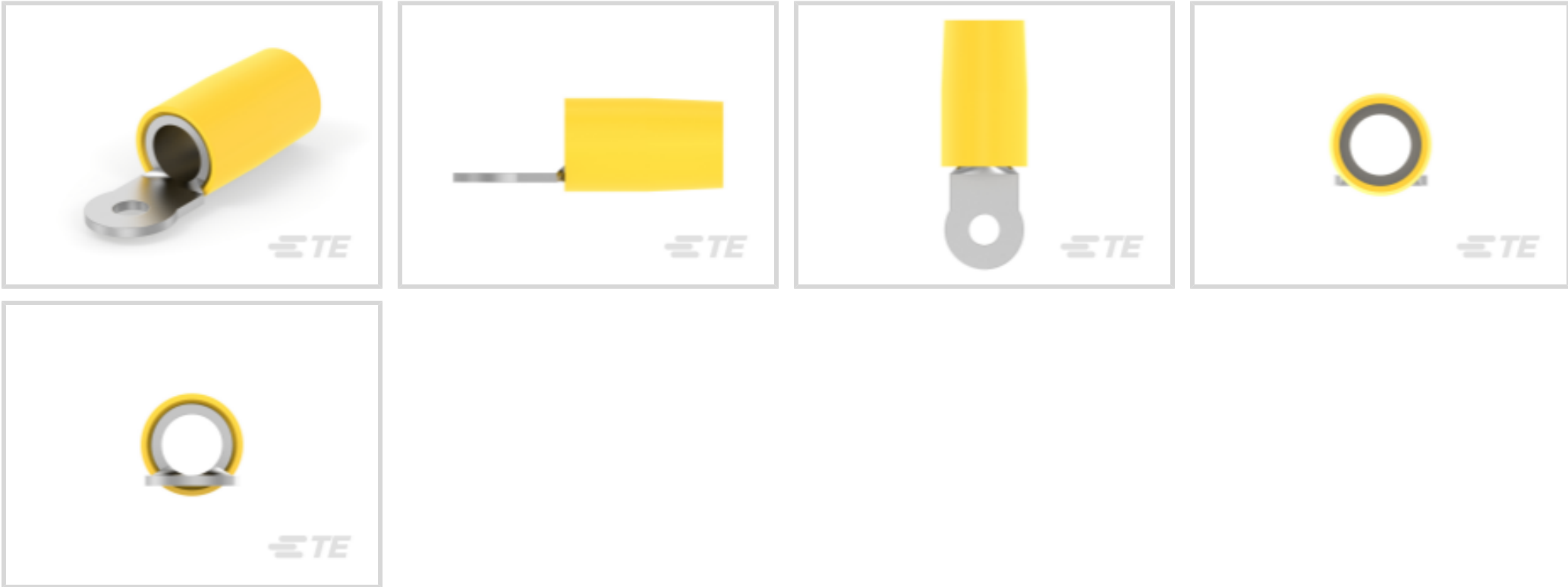




Terminals & Splices > Ring Terminals



Ring Terminal Product Type: Closed Ring Tongue Terminal

Wire Size: 33100 - 52600 CMA

Stud Size: #8, M4

Features

Product Type Features

Terminal Features	Sheared
Ring Terminal Product Type	Closed Ring Tongue Terminal
Stud Size	#8, M4
Sealable	No
Wire Insulation Support Retention Type	Insulation Support

Configuration Features

Number of Holes	1
-----------------	---

Body Features

Insulation Sleeve Color	Yellow
Stripe Color	Yellow
Product Weight	5.579 g

Contact Features

Barrel Type	Closed
Terminal Orientation	Straight
Terminal Plating Material	Tin



Mechanical Attachment

Wire Insulation Support	With
-------------------------	------

Dimensions

Wire Size	33100 - 52600 CMA
Stud Diameter	4.43 mm[.171 in]
Tongue Thickness	.79 mm[.031 in]
Product Length	34.95 mm[1.376 in]
Compatible Insulation Diameter (Max)	9.7 mm[.382 in]
Compatible Insulation Diameter Range	9.7 mm[.382 in]

Usage Conditions

Insulation Option	Partially Insulated
Operating Temperature Range	105 °C[221 °F]

Operation/Application

Compatible With Wire Base Material	Copper
Compatible With Wire Plating Material	Tin

Industry Standards

Government Qualified Terminal	No
-------------------------------	----

Packaging Features

Packaging Quantity	100
Packaging Method	Loose Piece

Product Compliance

For compliance documentation, visit the product page on TE.com>

EU RoHS Directive 2011/65/EU	Compliant
EU ELV Directive 2000/53/EC	Compliant
China RoHS 2 Directive MIIT Order No 32, 2016	No Restricted Materials Above Threshold
EU REACH Regulation (EC) No. 1907/2006	Current ECHA Candidate List: JAN 2024 (240) Candidate List Declared Against: JAN 2024 (240) Does not contain REACH SVHC
Halogen Content	Low Halogen - Br, Cl, F, I < 900 ppm per homogenous material. Also BFR/CFR/PVC Free




Solder Process Capability

Not applicable for solder process capability


Product Compliance Disclaimer

This information is provided based on reasonable inquiry of our suppliers and represents our current actual knowledge based on the information they provided. This information is subject to change. The part numbers that TE has identified as EU RoHS compliant have a maximum concentration of 0.1% by weight in homogenous materials for lead, hexavalent chromium, mercury, PBB, PBDE, DBP, BBP, DEHP, DIBP, and 0.01% for cadmium, or qualify for an exemption to these limits as defined in the Annexes of Directive 2011/65/EU (RoHS2). Finished electrical and electronic equipment products will be CE marked as required by Directive 2011/65/EU. Components may not be CE marked. Additionally, the part numbers that TE has identified as EU ELV compliant have a maximum concentration of 0.1% by weight in homogenous materials for lead, hexavalent chromium, and mercury, and 0.01% for cadmium, or qualify for an exemption to these limits as defined in the Annexes of Directive 2000/53/EC (ELV). Regarding the REACH Regulation, the information TE provides on SVHC in articles for this part number is based on the latest European Chemicals Agency (ECHA) 'Guidance on requirements for substances in articles' posted at this URL: <https://echa.europa.eu/guidance-documents/guidance-on-reach>


Compatible Parts



TE Part # 47822
HYP8 TERMINYL 4AWG DIE SET




TE Part # 1490599-1
HYP10 TERMINYL 4AWG DIE SET




TE Part # 601129-2
HAND TOOL (A.S.I.)


Customers Also Bought




TE Part # 52042-2
TERMINAL,R PG 6 8




TE Part # 5-2337939-4
PCIE GEN4 CON,SMT,164POS,30u",
MYLAR,HT




TE Part # 52042
TERMINAL,R PG 6 8




TE Part # A11769-000
D-150-0321




TE Part # 1-1604800-4
ASSY,PLUG,QUADRAX,FREE
HANGING,12 POS



TE Part # 324054
TERMINAL,T-N R 2 3/8



TE Part # 1490700-1
HYP10 TERMINYL 1/0AWG DIE SET



TE Part # 4-1617806-3
FC-325-4=MS27418-2A

Documents

Product Drawings
TERMINAL,T-N R 4 8



English

CAD Files

3D PDF

3D

Customer View Model

ENG_CVM_CVM_331456_J.2d_dxf.zip

English

Customer View Model

ENG_CVM_CVM_331456_J.3d_igs.zip

English

Customer View Model

ENG_CVM_CVM_331456_J.3d_stp.zip

English

Customer View Model

ENG_CVM_331456_D1.3d_igs.zip

English

Customer View Model

ENG_CVM_331456_D1.3d_stp.zip

English

Customer View Model

ENG_CVM_331456_D1.2d_dxf.zip

English

3D PDF

English

By downloading the CAD file I accept and agree to the [Terms and Conditions](#) of use.