



Connectors > D-Shaped Connectors > D-Sub Connectors > Crimp D-Sub Connectors > D-Sub Crimp: Plug, Signal, 37 Posn, Pin Size 20, Shell Size 4



Connector & Housing Type: **Plug**
Connector System: **Cable-to-Cable**
Number of Positions: **37**
Contact Size: **Size 20**
Connector Shell Size: **4**

[All D-Sub Crimp: Plug, Signal, 37 Posn, Pin Size 20, Shell Size 4 \(7\)](#)

Features

Product Type Features

Shell Material Configuration	Full Metal Shell
Connector & Contact Terminates To	Wire & Cable
Connector & Housing Type	Plug
Connector System	Cable-to-Cable
Connector Shell Size	4
Sealable	No

Configuration Features

Number of Positions	37
---------------------	----

Body Features

Insert Material	Thermoplastic
Shield Material	Steel
Shell Plating Material	Tin

Contact Features



Contact Size	Size 20
--------------	---------

Mechanical Attachment

Mating Retention	With
Mating Retention Type	Mounting Holes

Housing Features

Shell Material	Steel
Centerline (Pitch)	2.74 mm[.108 in]

Usage Conditions

Operating Temperature Range	-55 - 105 °C[-67 - 221 °F]
-----------------------------	----------------------------

Operation/Application

Circuit Application	Signal
Shielded	Yes

Industry Standards

UL Flammability Rating	UL 94V-0
------------------------	----------

Packaging Features

Packaging Quantity	300
Packaging Method	Package

Product Compliance

For compliance documentation, visit the product page on TE.com>

EU RoHS Directive 2011/65/EU	Compliant
EU ELV Directive 2000/53/EC	Compliant
China RoHS 2 Directive MIIT Order No 32, 2016	No Restricted Materials Above Threshold
EU REACH Regulation (EC) No. 1907/2006	Current ECHA Candidate List: JAN 2024 (240) Candidate List Declared Against: JAN 2024 (240) Does not contain REACH SVHC
Halogen Content	Not Low Halogen - contains Br or Cl > 900 ppm.
Solder Process Capability	Not applicable for solder process capability

Product Compliance Disclaimer

This information is provided based on reasonable inquiry of our suppliers and represents our current actual knowledge based on the information they provided. This information is subject to change. The part numbers that TE has identified as



EU RoHS compliant have a maximum concentration of 0.1% by weight in homogenous materials for lead, hexavalent chromium, mercury, PBB, PBDE, DBP, BBP, DEHP, DIBP, and 0.01% for cadmium, or qualify for an exemption to these limits as defined in the Annexes of Directive 2011/65/EU (RoHS2). Finished electrical and electronic equipment products will be CE marked as required by Directive 2011/65/EU. Components may not be CE marked. Additionally, the part numbers that TE has identified as EU ELV compliant have a maximum concentration of 0.1% by weight in homogenous materials for lead, hexavalent chromium, and mercury, and 0.01% for cadmium, or qualify for an exemption to these limits as defined in the Annexes of Directive 2000/53/EC (ELV). Regarding the REACH Regulation, the information TE provides on SVHC in articles for this part number is based on the latest European Chemicals Agency (ECHA) 'Guidance on requirements for substances in articles' posted at this URL: <https://echa.europa.eu/guidance-documents/guidance-on-reach>

Compatible Parts




TE Part # CAT-035-DCRSS204
D-Sub Crimp Recpt Signal 37 Posn,
Socket Size 20, Shell Size 4




TE Part # CAT-035-DCPPS204
D-Sub Crimp: Plug, Signal, 37 Posn,
Pin Size 20, Shell Size 4


Customers Also Bought




TE Part # 1-796403-2
CPC PSTD RCPT,11-4,R/A LF




TE Part # 205209-7
D-Sub Crimp Recpt Signal 37 Posn,
Socket Size 20, Shell Size 4




TE Part # 1-745494-6
15 HDE MS PLUG,22-26,LEAD FREE




TE Part # 1658641-1
HDP-20,PLUG,SIZE 5, 50 POSN




TE Part # 5206478-1
CLAMSHELL KIT W/RETAINER,SZ 1



TE Part # 5206478-2
CLAMSHELL KIT W/RETAINER,SZ 2



TE Part # 7-534206-2
44 MODII VRT DR CE 100/115



TE Part # 7-1393127-4
PRD-3AJ0-120=PRD

Documents

Product Drawings
HDP-20,PLUG,SIZE 4, 37 POSN
English

CAD Files
Customer View Model
ENG_CVM_CVM_205210-7_S.2d_dxf.zip



English

3D PDF

3D

Customer View Model

ENG_CVM_CVM_205210-7_S.3d_igs.zip

English

Customer View Model

ENG_CVM_CVM_205210-7_S.3d_stp.zip

English

By downloading the CAD file I accept and agree to the [Terms and Conditions](#) of use.

Datasheets & Catalog Pages

AMPLIMITE Subminiature D Connectors - Cable Connectors

English

AMPLIMITE Cable Connectors and Shielding Hardware Kits QRG

English

Product Specifications

Application Specification

English

Instruction Sheets

Instruction Sheet (U.S.)

English

Agency Approvals

CSA Certificate

English