




Connectors > Terminal Blocks & Strips > Barrier Strips



Barrier Strip Style: **Dual Barrier**
Connector System: **Wire-to-Wire**
Number of Positions: **7**
Centerline (Pitch): **9.53 mm [.375 in]**
Number of Rows: **2**

Features

Product Type Features

Block Style	Non-Feed Through
Connector System	Wire-to-Wire
Connector & Contact Terminates To	Wire & Cable

Configuration Features

Number of Levels	1
Number of Positions	7
Number of Rows	2

Electrical Characteristics

Operating Voltage	300 V
-------------------	-------

Body Features

Quick Connect Tab Plating Material	Tin
Primary Product Color	Black
Product Orientation	Vertical
Barrier Strip Style	Dual Barrier



Contact Features

Contact Base Material	Brass
Contact Current Rating (Max)	20 A

Mechanical Attachment

Screw Plating Material	Nickel
Screw Material	Steel
Mounting Options	End Mounting Ears
Thread Size	6-32
Connector Mounting Type	Panel Mount

Housing Features

Housing Material	Thermoplastic
Centerline (Pitch)	9.53 mm[.375 in]

Dimensions

Product Length	83.82 mm[3.3 in]
Wire Size	.3 - 3 mm ²

Usage Conditions

Operating Temperature Range	-40 - 120 °C[-40 - 248 °F]
-----------------------------	----------------------------

Operation/Application

Circuit Application	Power
---------------------	-------

Industry Standards

UL Flammability Rating	UL 94V-0
------------------------	----------

Packaging Features

Packaging Quantity	100
Packaging Method	Carton

Product Compliance

For compliance documentation, visit the product page on TE.com>

EU RoHS Directive 2011/65/EU	Compliant
EU ELV Directive 2000/53/EC	Compliant
China RoHS 2 Directive MIIT Order No 32, 2016	No Restricted Materials Above Threshold
EU REACH Regulation (EC) No. 1907/2006	Current ECHA Candidate List: JAN 2024 (240)



Candidate List Declared Against: JAN 2023 (233)
Does not contain REACH SVHC

Halogen Content	Low Halogen - Br, Cl, F, I < 900 ppm per homogenous material. Also BFR/CFR/PVC Free
-----------------	---

Solder Process CapabilityWave solder capable to 265°C

Product Compliance Disclaimer


This information is provided based on reasonable inquiry of our suppliers and represents our current actual knowledge based on the information they provided. This information is subject to change. The part numbers that TE has identified as EU RoHS compliant have a maximum concentration of 0.1% by weight in homogenous materials for lead, hexavalent chromium, mercury, PBB, PBDE, DBP, BBP, DEHP, DIBP, and 0.01% for cadmium, or qualify for an exemption to these limits as defined in the Annexes of Directive 2011/65/EU (RoHS2). Finished electrical and electronic equipment products will be CE marked as required by Directive 2011/65/EU. Components may not be CE marked. Additionally, the part numbers that TE has identified as EU ELV compliant have a maximum concentration of 0.1% by weight in homogenous materials for lead, hexavalent chromium, and mercury, and 0.01% for cadmium, or qualify for an exemption to these limits as defined in the Annexes of Directive 2000/53/EC (ELV). Regarding the REACH Regulation, the information TE provides on SVHC in articles for this part number is based on the latest European Chemicals Agency (ECHA) 'Guidance on requirements for substances in articles' posted at this URL: <https://echa.europa.eu/guidance-documents/guidance-on-reach>

Compatible Parts

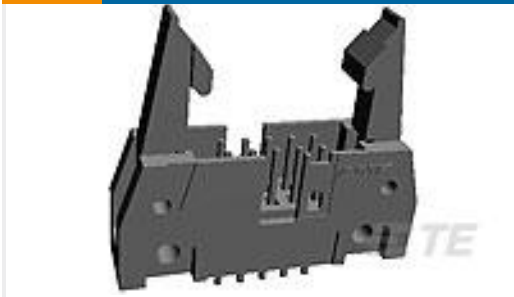


TE Part # 1546307-7
7P .374" DR BARRIER,W/WASHER


Customers Also Bought




TE Part # 2-32588-1
TERMINAL,PIDG SPD 12-10 8



TE Part # 5499374-1
A/L UNIV HDR 10P VERT SHT LAT




TE Part # 6116173-4
INV MJ,1X1,PNL GRD,SHLD,LED (Y/G)




TE Part # 152871
14-12 PIDG R/T 1/4 STUD WHITE







TE Part # 31812
TERMINAL,SOLIS R 4 3/8




TE Part # 321873
BODY SOLIS RING 2/0 1/2



TE Part # 321880
TERMINAL,SOLIS R 4/0 1/2



TE Part # 696422-5
PIDG PVF2 R 22-16COM22-18MIL 8



TE Part # 1-66360-0
III+ SKT,18-14,TIN-LEAD,SMPACK

Documents

- CAD Files

Customer View Model

ENG_CVM_CVM_1546306-7_K1.3d_stp.zip

English

Customer View Model

ENG_CVM_CVM_1546306-7_K1.2d_dxf.zip

English

3D PDF

3D

Customer View Model

ENG_CVM_CVM_1546306-7_K1.3d_igs.zip

English

By downloading the CAD file I accept and agree to the [Terms and Conditions](#) of use.

- Datasheets & Catalog Pages

BUCHANAN TERMINAL BLOCKS CATALOG - BARRIER STRIPS

English

1-1773458-2_BARRIER_STRIPS_QUICK_REFERENCE_GUIDE

English

- Agency Approvals

UL

English