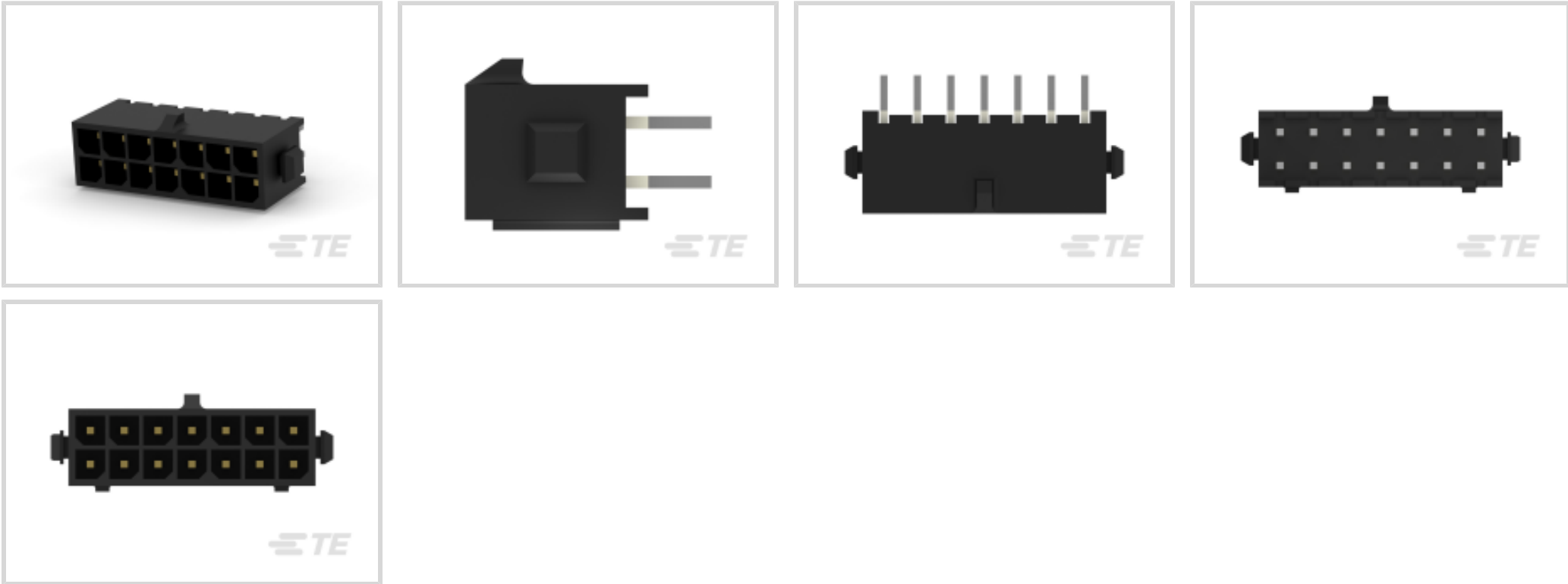




Connectors > PCB Connectors > PCB Headers & Receptacles



Connector System: **Wire-to-Board**
Number of Positions: **14**
Number of Rows: **2**
Centerline (Pitch): **3 mm [.118 in]**
PCB Mount Orientation: **Vertical**

Features

Product Type Features

Mixed & Hybrid Header	No
Connector Shape	Rectangular
Connector System	Wire-to-Board
Header Type	Fully Shrouded
Sealable	No
Connector & Contact Terminates To	Printed Circuit Board
PCB Connector Assembly Type	PCB Mount Header

Configuration Features

Number of Power Positions	14
Number of Columns	7
Number of Loaded Positions	14
Connector Contact Load Condition	Fully Loaded
Number of Positions	14
Number of Rows	2



PCB Mount Orientation	Vertical
-----------------------	----------

Electrical Characteristics

Operating Voltage	250 VAC
-------------------	---------

Body Features

Primary Product Color	Black
-----------------------	-------

Contact Features

Contact Mating Area Length	4.15 mm[.163 in]
Contact Size	.64mm
Mating Square Post Dimension	.64 mm[.025 in]
PCB Contact Termination Area Plating Material Thickness	2.54 - 7.62 µm[100 - 300 µin]
Contact Layout	Matrix
Contact Underplating Material Thickness	1.27 - 2.54 µm[50 - 100 µin]
Contact Mating Area Plating Material Thickness	.76 µm[30 µin]
Contact Shape & Form	Square
Contact Underplating Material	Nickel
PCB Contact Termination Area Plating Material	Tin
Contact Base Material	Brass
Contact Mating Area Plating Material	Gold
Contact Type	Tab
Contact Current Rating (Max)	5 A

Termination Features

Square Termination Post & Tail Dimension	.64 mm[.025 in]
Termination Post & Tail Length	3.18 mm[.125 in]
Termination Method to Printed Circuit Board	Through Hole - Solder

Mechanical Attachment

Mating Alignment Type	Polarization
Mating Retention	With
Panel Mount Feature	Without
PCB Mount Retention Type	Retention Bump
Mating Retention Type	Locking Tab
Connector Mounting Type	Board Mount
Mating Alignment	With



PCB Mount Alignment	Without
PCB Mount Retention	With

Housing Features

Mating Entry Location	Top
Housing Material	High Temperature Nylon
Centerline (Pitch)	3 mm[.118 in]

Dimensions

Connector Length	25 mm[.984 in]
Connector Height	9.24 mm[.364 in]
Connector Width	8.67 mm[.341 in]
PCB Thickness (Recommended)	1.57 mm[.062 in]
Row-to-Row Spacing	3 mm[.118 in]

Usage Conditions

Operating Temperature (Max)	105 °C[221 °F]
Operating Temperature Range	-40 - 105 °C[-40 - 221 °F]

Operation/Application

Circuit Application	Power
---------------------	-------

Industry Standards

UL Rating	Recognized
Glow Wire Rating	GWT 750°C (Without Flame)
Compatible With Agency/Standards Products	CNR, USR
Compatible With Approved Standards Products	UL E28476
UL Flammability Rating	UL 94V-0

Packaging Features

Packaging Quantity	143
Packaging Method	Tray

Product Compliance

For compliance documentation, visit the product page on [TE.com](#)>

EU RoHS Directive 2011/65/EU	Compliant
EU ELV Directive 2000/53/EC	Compliant
China RoHS 2 Directive MIIT Order No 32, 2016	No Restricted Materials Above Threshold



EU REACH Regulation (EC) No. 1907/2006	Current ECHA Candidate List: JAN 2024 (240) Candidate List Declared Against: JAN 2024 (240) Does not contain REACH SVHC
Halogen Content	Low Halogen - Br, Cl, F, I < 900 ppm per homogenous material. Also BFR/CFR/PVC Free
Solder Process Capability	Reflow solder capable to 260°C

Product Compliance Disclaimer

This information is provided based on reasonable inquiry of our suppliers and represents our current actual knowledge based on the information they provided. This information is subject to change. The part numbers that TE has identified as EU RoHS compliant have a maximum concentration of 0.1% by weight in homogenous materials for lead, hexavalent chromium, mercury, PBB, PBDE, DBP, BBP, DEHP, DIBP, and 0.01% for cadmium, or qualify for an exemption to these limits as defined in the Annexes of Directive 2011/65/EU (RoHS2). Finished electrical and electronic equipment products will be CE marked as required by Directive 2011/65/EU. Components may not be CE marked. Additionally, the part numbers that TE has identified as EU ELV compliant have a maximum concentration of 0.1% by weight in homogenous materials for lead, hexavalent chromium, and mercury, and 0.01% for cadmium, or qualify for an exemption to these limits as defined in the Annexes of Directive 2000/53/EC (ELV). Regarding the REACH Regulation, the information TE provides on SVHC in articles for this part number is based on the latest European Chemicals Agency (ECHA) 'Guidance on requirements for substances in articles' posted at this URL: <https://echa.europa.eu/guidance-documents/guidance-on-reach>

Compatible Parts

TE Part # 1-794617-4
14POS,MICRO MNL,RCPT HSG

Also in the Series | Micro MATE-N-LOK

Connector Contacts(27)	Insertion & Extraction Tools(1)	PCB Headers & Receptacles(371)	Rectangular Power Connectors(98)

Customers Also Bought



TE Part # 5748979-1
AMP III RCPT 9P RA 318 FFSCRLK /BDLK



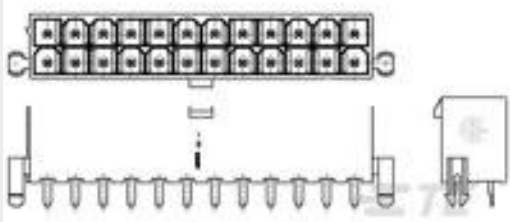
TE Part # 1-1415012-1
V23047-A1110-A501



TE Part # 1-640387-0
10P MTA156 HDR ASSY SQ R/A



TE Part # 3-794632-8
08P MICRO MNL ASSY,VRT,HDR,LF



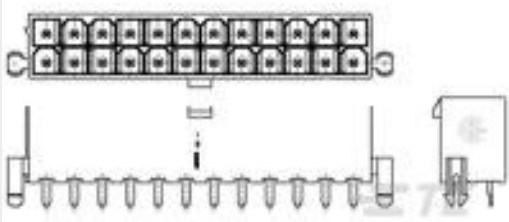
TE Part # 1586039-6
6P VAL-U-LOK VRT HDR W/P V2



TE Part # 6-103168-1
26 MODII HDR DRST SHRD .100CL



TE Part # 1-1761608-5
IDC LOW PRO HDR 50P VERT SHT L



TE Part # 1586039-8
8P VAL-U-LOK VRT HDR W/P V2



TE Part # 2-1393143-5
27E213=SOCKET,R10,16,PC,PHEN

Documents

Product Drawings

14P MICRO MNL ASSY,VRT,HDR,LF

English

CAD Files

3D PDF

3D

Customer View Model

ENG_CVM_CVM_4-794632-4_G.2d_dxf.zip

English

Customer View Model

ENG_CVM_CVM_4-794632-4_G.3d_igs.zip

English

Customer View Model

ENG_CVM_CVM_4-794632-4_G.3d_stp.zip

English

By downloading the CAD file I accept and agree to the [Terms and Conditions](#) of use.

Datasheets & Catalog Pages



SOFT_SHELL_PIN_AND_SOCKET_CONNECTORS_CATALOG

English

MICRO MATE-N-LOK CONNECTOR SYSTEM

English

Product Specifications

Application Specification

English

Agency Approvals

VDE Certificate

English