




Connectors > PCB Connectors > PCB Headers & Receptacles > HE13/HE14 TH Headers, DRST



Connector System: **Wire-to-Board**

Number of Positions: **12**

Number of Rows: **2**

Centerline (Pitch): **2.54 mm [.1 in]**

PCB Mount Orientation: **Vertical**

[All HE13/HE14 TH Headers, DRST \(20\)](#)

Features

Product Type Features

Connector System	Wire-to-Board
Header Type	Partially Shrouded
Sealable	No
Connector & Contact Terminates To	Printed Circuit Board
PCB Connector Assembly Type	PCB Mount Header

Configuration Features

Connector Contact Load Condition	Fully Loaded
Number of Positions	12
Number of Rows	2
PCB Mount Orientation	Vertical

Electrical Characteristics

Insulation Resistance	1000 MΩ
Dielectric Withstanding Voltage (Max)	500 V

Body Features

Primary Product Color	Blue
-----------------------	------

Contact Features

Contact Mating Area Length	7 mm
----------------------------	------



Mating Square Post Dimension	.64 mm[.025 in]
Contact Mating Area Plating Material Thickness	.8 μm[31 μin]
Contact Shape & Form	Square
Contact Mating Area Plating Material Finish	Matte
Contact Underplating Material	Nickel
PCB Contact Termination Area Plating Material	Tin
Contact Base Material	Phosphor Bronze
Contact Mating Area Plating Material	Tin
Contact Type	Pin
Contact Current Rating (Max)	3 A

Termination Features

Square Termination Post & Tail Dimension	.63 mm[.025 in]
Termination Post & Tail Length	2.9 mm
Termination Method to Printed Circuit Board	Through Hole - Solder

Mechanical Attachment

Mating Alignment Type	Polarization
Mating Retention	With
Panel Mount Feature	Without
Connector Mounting Type	Board Mount
Mating Alignment	With
PCB Mount Retention	Without

Housing Features

Housing Material	High Temperature Thermoplastic
Centerline (Pitch)	2.54 mm[.1 in]

Dimensions

Row-to-Row Spacing	2.54 mm[.1 in]
--------------------	----------------

Usage Conditions

Operating Temperature Range	-40 - 100 °C[-40 - 212 °F]
-----------------------------	----------------------------

Operation/Application

Circuit Application	Signal
---------------------	--------

Industry Standards

UL Flammability Rating	UL 94V-0
------------------------	----------



Packaging Features

Packaging Quantity	2000
Packaging Method	Box

Product Compliance

For compliance documentation, visit the product page on TE.com>

EU RoHS Directive 2011/65/EU	Compliant
EU ELV Directive 2000/53/EC	Compliant
China RoHS 2 Directive MIIT Order No 32, 2016	No Restricted Materials Above Threshold
EU REACH Regulation (EC) No. 1907/2006	Current ECHA Candidate List: JAN 2024 (240) Candidate List Declared Against: JAN 2024 (240) Does not contain REACH SVHC
Halogen Content	Not Low Halogen - contains Br or Cl > 900 ppm.
Solder Process Capability	Wave solder capable to 265°C

Product Compliance Disclaimer

This information is provided based on reasonable inquiry of our suppliers and represents our current actual knowledge based on the information they provided. This information is subject to change. The part numbers that TE has identified as EU RoHS compliant have a maximum concentration of 0.1% by weight in homogenous materials for lead, hexavalent chromium, mercury, PBB, PBDE, DBP, BBP, DEHP, DIBP, and 0.01% for cadmium, or qualify for an exemption to these limits as defined in the Annexes of Directive 2011/65/EU (RoHS2). Finished electrical and electronic equipment products will be CE marked as required by Directive 2011/65/EU. Components may not be CE marked. Additionally, the part numbers that TE has identified as EU ELV compliant have a maximum concentration of 0.1% by weight in homogenous materials for lead, hexavalent chromium, and mercury, and 0.01% for cadmium, or qualify for an exemption to these limits as defined in the Annexes of Directive 2000/53/EC (ELV). Regarding the REACH Regulation, the information TE provides on SVHC in articles for this part number is based on the latest European Chemicals Agency (ECHA) 'Guidance on requirements for substances in articles' posted at this URL: <https://echa.europa.eu/guidance-documents/guidance-on-reach>

Compatible Parts

TE Part # 281839-6  
HOUSING HE13 HE14 COSI 2X6 P

TE Part # CAT-AM74-H3401J  
HE13/HE14 IDC Receptacle, DRST, AWG24-2

Also in the Series | AMPMODU HE 13/HE 14



Connector Contacts(4)



Insertion & Extraction Tools(1)




PCB Headers & Receptacles(83)




Wire-to-Board Connector Assemblies & Housings(127)

Customers Also Bought



TE Part # 281739-3  
HEADER HE14 STRAIGHT 2X3 P



TE Part # 281742-4  
HE13/HE14 TH Headers, DRRA



TE Part # 281698-4  
HEADER HE14 RA 4 P



TE Part # 281695-4  
HE13/HE14 TH Headers, SRST



TE Part # 281838-3  
HOUSING HE13 HE14 COSI 3 P



TE Part # 1625890-7  
2W SM M/OX 5% 120K



TE Part # 1393793-8  
V23105A5403A201

Documents

Product Drawings

HEADER HE14 STRAIGHT 2X6 P

English

CAD Files

Customer View Model

ENG\_CVM\_CVM\_281739-6\_G.2d\_dxf.zip

English

3D PDF

3D

Customer View Model

ENG\_CVM\_CVM\_281739-6\_G.3d\_igs.zip

English

Customer View Model

ENG\_CVM\_CVM\_281739-6\_G.3d\_stp.zip

English

By downloading the CAD file I accept and agree to the Terms and Conditions of use.



Product Specifications

Product Specification

French