




Connectors > PCB Connectors > Card Edge Connectors > PCI & PCI Express Connectors



Connector System: **Board-to-Board**

Number of Positions: **120**

Centerline (Pitch): **1.27 mm [.05 in]**

Termination Post & Tail Length: **2.54 mm [.1 in]**

Contact Mating Area Plating Material Thickness: **[30 µin]**

Features

Product Type Features

Connector & Contact Terminates To	Printed Circuit Board
Connector System	Board-to-Board

Configuration Features

Number of PCB Mount Retention Features	2
Number of Positions	120
PCB Mount Orientation	Vertical
Ejector	Without

Electrical Characteristics

Operating Voltage	203 VAC
-------------------	---------

Body Features

Product Weight	12.58 g
Primary Product Color	Natural

Contact Features

PCB Contact Termination Area Plating Material Thickness	2.537 µm
Contact Mating Area Plating Material	Gold



Contact Underplating Material	Nickel
PCB Contact Termination Area Plating Material	Tin
Contact Base Material	Phosphor Bronze
Contact Current Rating (Max)	1.1 A
	30 μin

Termination Features

Termination Method to Printed Circuit Board	Through Hole - Solder
Termination Post & Tail Length	2.54 mm[.1 in]

Mechanical Attachment

Connector Mounting Type	Board Mount
-------------------------	-------------

Housing Features

Housing Material	High Temperature Thermoplastic
Centerline (Pitch)	1.27 mm[.05 in]

Dimensions

Connector Length	84.84 mm[3.34 in]
PCB Thickness (Accepted)	1.57 mm[.062 in]
Connector Height	13.97 mm[.55 in]
Connector Width	8.8 mm[.346 in]

Usage Conditions

Operating Temperature Range	-55 - 85 °C[-67 - 185 °F]
-----------------------------	---------------------------

Operation/Application

Circuit Application	Signal
---------------------	--------

Industry Standards

Bus Type	PCI
----------	-----

Packaging Features

Packaging Quantity	35
Packaging Method	Box & Carton

Product Compliance

For compliance documentation, visit the product page on [TE.com](#)>

EU RoHS Directive 2011/65/EU	Compliant
------------------------------	-----------



EU ELV Directive 2000/53/EC	Compliant
China RoHS 2 Directive MIIT Order No 32, 2016	No Restricted Materials Above Threshold
EU REACH Regulation (EC) No. 1907/2006	Current ECHA Candidate List: JAN 2024 (240) Candidate List Declared Against: JAN 2024 (240) Does not contain REACH SVHC
Halogen Content	Not Low Halogen - contains Br or Cl > 900 ppm.
Solder Process Capability	Wave solder capable to 265°C

Product Compliance Disclaimer

This information is provided based on reasonable inquiry of our suppliers and represents our current actual knowledge based on the information they provided. This information is subject to change. The part numbers that TE has identified as EU RoHS compliant have a maximum concentration of 0.1% by weight in homogenous materials for lead, hexavalent chromium, mercury, PBB, PBDE, DBP, BBP, DEHP, DIBP, and 0.01% for cadmium, or qualify for an exemption to these limits as defined in the Annexes of Directive 2011/65/EU (RoHS2). Finished electrical and electronic equipment products will be CE marked as required by Directive 2011/65/EU. Components may not be CE marked. Additionally, the part numbers that TE has identified as EU ELV compliant have a maximum concentration of 0.1% by weight in homogenous materials for lead, hexavalent chromium, and mercury, and 0.01% for cadmium, or qualify for an exemption to these limits as defined in the Annexes of Directive 2000/53/EC (ELV). Regarding the REACH Regulation, the information TE provides on SVHC in articles for this part number is based on the latest European Chemicals Agency (ECHA) 'Guidance on requirements for substances in articles' posted at this URL: <https://echa.europa.eu/guidance-documents/guidance-on-reach>

Compatible Parts



TE Part # 5145154-1
CONNECTOR, 60 DUAL POSITION, .




TE Part # 5-2337939-4
PCIE GEN4 CON,SMT,164POS,30u",
MYLAR,HT




TE Part # 1734774-1
PCI EXP 3.1L 36 POS WHT G/F


Customers Also Bought




TE Part # 1-178317-3
DYNAMIC S/ROW HDR 8P V ASSY



TE Part # 1888250-2
Low Profile RJ45,1x1,Bi-color



TE Part # 1888250-3
Low Profile,RJ45,1x1,No Led's



TE Part # 1-2301997-0
RJ45 JACK INT.MAG. 1GB LED 2X1



<div><div></div><div>TE Part # 2041273-1 DVI-I ANALOG&DIGITAL, RCPT, R/A, AU 30u"</div></div>	<div><div></div><div>TE Part # 5-1393704-4 V23552A2155S 1=SIPAC FL 1SU</div></div>	<div><div></div><div>TE Part # 5-1393704-7 V23552A2255S 2=SIPAC FL 2SU</div></div>	<div><div></div><div>TE Part # 5-1393704-8 V23552A2255S 3=SIPAC FL 2SU</div></div>
<div><div></div><div>TE Part # 5-1393704-9 V23552A2255S 6=SIPAC FL 2SU</div></div>	<div><div></div><div>TE Part # 6-1393704-5 V23552A2455S 6=SIPAC FL 4SU</div></div>		

Documents

Product Drawings

STANDARD EDGE .050 SERIES 60 DUAL ASSY

English

CAD Files

Customer View Model

ENG_CVM_CVM_5145154-4_B.2d_dxf.zip

English

3D PDF

3D

Customer View Model

ENG_CVM_CVM_5145154-4_B.3d_igs.zip

English

Customer View Model

ENG_CVM_CVM_5145154-4_B.3d_stp.zip

English

By downloading the CAD file I accept and agree to the [Terms and Conditions](#) of use.

Product Specifications

Application Specification

English