




Connectors > D-Shaped Connectors > D-Sub Connectors > Crimp D-Sub Connectors > D-Sub Crimp: Plug, Signal, 25 Posn, Pin Size 20, Shell Size 3



Connector & Housing Type: **Plug**
Connector System: **Cable-to-Cable**
Number of Positions: **25**
Contact Size: **Size 20**
Connector Shell Size: **3**

[All D-Sub Crimp: Plug, Signal, 25 Posn, Pin Size 20, Shell Size 3 \(9\)](#)

Features

Product Type Features

Shell Material Configuration	Full Metal Shell
Ground Feature Type	Grounding Indents
Connector & Contact Terminates To	Wire & Cable
Connector & Housing Type	Plug
Connector System	Cable-to-Cable
Connector Shell Size	3
Sealable	No

Configuration Features

Number of Positions	25
---------------------	----

Body Features

Insert Material	Thermoplastic
Shield Plating Material	Tin
Shield Material	Steel



Shell Plating Material	Tin
Contact Features	
Contact Size	Size 20
Mechanical Attachment	
Mating Retention	With
Mating Retention Type	Mounting Holes
Housing Features	
Shell Material	Steel
Centerline (Pitch)	2.74 mm[.108 in]
Usage Conditions	
Operating Temperature Range	-55 - 105 °C[-67 - 221 °F]
Operation/Application	
Circuit Application	Signal
Shielded	Yes
Industry Standards	
UL Flammability Rating	UL 94V-0
Packaging Features	
Packaging Quantity	400
Packaging Method	Package
Product Compliance	
For compliance documentation, visit the product page on TE.com>	
EU RoHS Directive 2011/65/EU	Compliant
EU ELV Directive 2000/53/EC	Compliant
China RoHS 2 Directive MIIT Order No 32, 2016	No Restricted Materials Above Threshold
EU REACH Regulation (EC) No. 1907/2006	Current ECHA Candidate List: JAN 2024 (240) Candidate List Declared Against: JAN 2024 (240) Does not contain REACH SVHC
Halogen Content	Not Low Halogen - contains Br or Cl > 900 ppm.
Solder Process Capability	Not applicable for solder process capability



Product Compliance Disclaimer

This information is provided based on reasonable inquiry of our suppliers and represents our current actual knowledge based on the information they provided. This information is subject to change. The part numbers that TE has identified as EU RoHS compliant have a maximum concentration of 0.1% by weight in homogenous materials for lead, hexavalent chromium, mercury, PBB, PBDE, DBP, BBP, DEHP, DIBP, and 0.01% for cadmium, or qualify for an exemption to these limits as defined in the Annexes of Directive 2011/65/EU (RoHS2). Finished electrical and electronic equipment products will be CE marked as required by Directive 2011/65/EU. Components may not be CE marked. Additionally, the part numbers that TE has identified as EU ELV compliant have a maximum concentration of 0.1% by weight in homogenous materials for lead, hexavalent chromium, and mercury, and 0.01% for cadmium, or qualify for an exemption to these limits as defined in the Annexes of Directive 2000/53/EC (ELV). Regarding the REACH Regulation, the information TE provides on SVHC in articles for this part number is based on the latest European Chemicals Agency (ECHA) 'Guidance on requirements for substances in articles' posted at this URL: <https://echa.europa.eu/guidance-documents/guidance-on-reach>

Compatible Parts



TE Part # CAT-035-DCRSS203
D-Sub Crimp Recpt Signal 25 Posn,
Socket Size 20, Shell Size 3




TE Part # CAT-035-DCPPS203
D-Sub Crimp: Plug, Signal, 25 Posn,
Pin Size 20, Shell Size 3




TE Part # 66570-8
20 DF PIN CONT,SMALL PACK


Customers Also Bought




TE Part # 5207661-3
D-Sub Crimp Recpt Signal 37 Posn,
Socket Size 20, Shell Size 4




TE Part # 205210-3
PLUG ASSY SIZE 4




TE Part # 205203-3
CRIMP SNAP RCPT ASSY,SIZE 1




TE Part # 205204-4
CRIMP SNAP PLUG ASSY,SIZE 1



TE Part # 5070014013
RNF-100-3/64-X-SP



TE Part # 66506-3
D-Sub Connector Contacts: Pin, Brass,
Signal, Size 20



TE Part # 1445049-7
FREE HANG SNGL ROW HSG 7 POS

Documents

Product Drawings
CRIMP SNAP PLUG ASSY,SZ 3

English

CAD Files



3D PDF

3D

Customer View Model

ENG_CVM_CVM_207464-2_M.2d_dxf.zip

English

Customer View Model

ENG_CVM_CVM_207464-2_M.3d_igs.zip

English

Customer View Model

ENG_CVM_CVM_207464-2_M.3d_stp.zip

English

By downloading the CAD file I accept and agree to the [Terms and Conditions](#) of use.

Datasheets & Catalog Pages

AMPLIMITE Subminiature D Connectors - Cable Connectors

English

AMPLIMITE Cable Connectors and Shielding Hardware Kits QRG

English

Product Specifications

Application Specification

English

Instruction Sheets

Instruction Sheet (U.S.)

English

Agency Approvals

CSA Certificate

English