

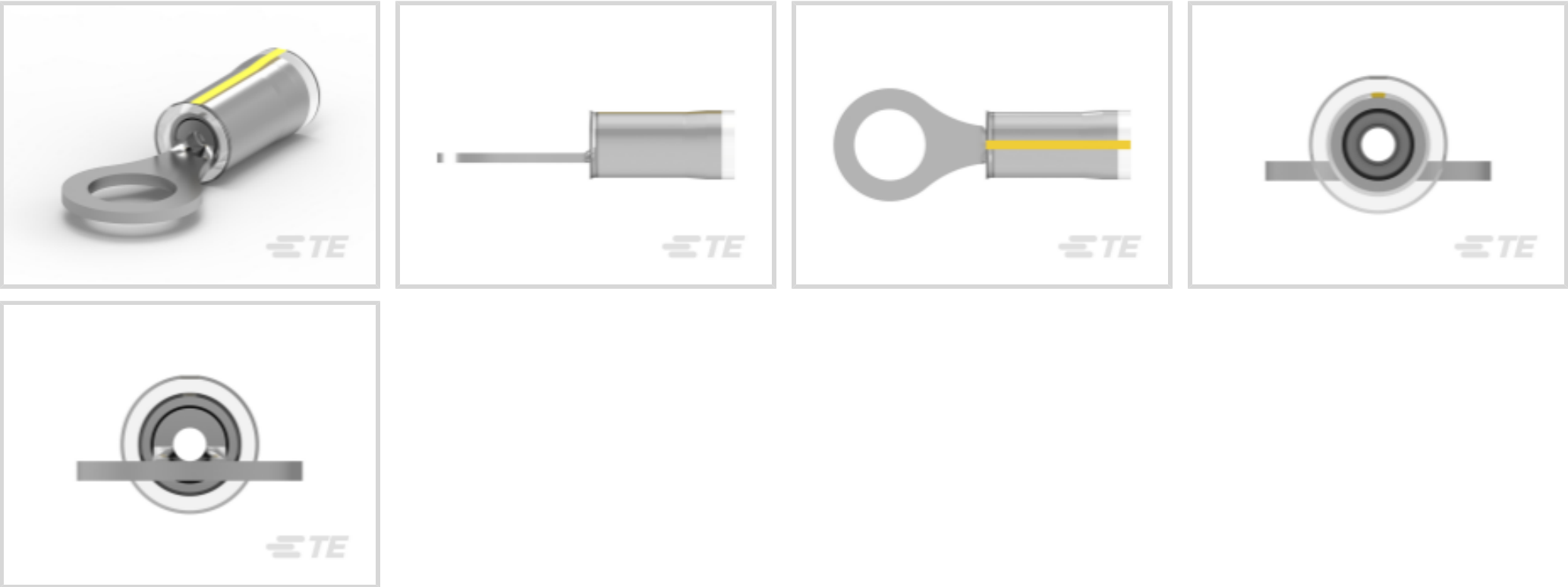


PIDG

TE Internal #: 53404-1
Closed Ring Tongue Terminal, 26 AWG, #10 Stud Size, 5 mm [.197 in] Stud Diameter, Closed Barrel, Straight, Tin-Lead, Partially Insulated, PIDG

[View on TE.com >](#)

Terminals & Splices > Ring Terminals > PIDG Radiation Resistant C Rings/Spades



Ring Terminal Product Type: Closed Ring Tongue Terminal

Wire Size: 202 - 509 CMA

Stud Size: #10

[All PIDG Radiation Resistant C Rings/Spades \(36\)](#)

Features

Product Type Features

Ring Terminal Product Type	Closed Ring Tongue Terminal
Stud Size	#10
Sealable	No
Wire Insulation Support Retention Type	Insulation Support

Configuration Features

Number of Holes	1
-----------------	---

Body Features

Insulation Sleeve Color	Natural
Stripe Color	Yellow

Contact Features

Military Part Class	Class I
Barrel Type	Closed
Terminal Orientation	Straight
Terminal Plating Material	Tin-Lead



Mechanical Attachment

Wire Insulation Support	With
-------------------------	------

Dimensions

Wire Size	202 - 509 CMA
Stud Diameter	5 mm[.197 in]
Tongue Thickness	.74 mm[.029 in]
Product Length	21.87 mm[.861 in]
Compatible Insulation Diameter (Max)	2.08 mm[.082 in]
Compatible Insulation Diameter Range	.81 - 2.08 mm[.032 - .082 in]

Usage Conditions

Insulation Option	Partially Insulated
Operating Temperature Range	150 °C[302 °F]

Operation/Application

Compatible With Wire Base Material	Copper
Compatible With Wire Plating Material	Tin

Industry Standards

Government Qualified Terminal	Yes
-------------------------------	-----

Packaging Features

Packaging Quantity	1000
Packaging Method	Loose Piece

Product Compliance

For compliance documentation, visit the product page on TE.com>

EU RoHS Directive 2011/65/EU	Not Compliant
EU ELV Directive 2000/53/EC	Compliant with Exemptions
China RoHS 2 Directive MIIT Order No 32, 2016	Restricted Materials Above Threshold
EU REACH Regulation (EC) No. 1907/2006	Current ECHA Candidate List: JAN 2024 (240) Candidate List Declared Against: JAN 2024 (240) SVHC > Threshold: Pb (13% in Component Part) Article Safe Usage Statements: Do not eat, drink or smoke when using this product. Wash thoroughly after handling. Recycle if possible and dispose of the article by following all applicable governmental regulations relevant to your geographic location.



Halogen Content	Low Bromine/Chlorine - Br and Cl < 900 ppm per homogenous material. Also BFR /CFR/PVC Free
Solder Process Capability	Not applicable for solder process capability

Product Compliance Disclaimer

This information is provided based on reasonable inquiry of our suppliers and represents our current actual knowledge based on the information they provided. This information is subject to change. The part numbers that TE has identified as EU RoHS compliant have a maximum concentration of 0.1% by weight in homogenous materials for lead, hexavalent chromium, mercury, PBB, PBDE, DBP, BBP, DEHP, DIBP, and 0.01% for cadmium, or qualify for an exemption to these limits as defined in the Annexes of Directive 2011/65/EU (RoHS2). Finished electrical and electronic equipment products will be CE marked as required by Directive 2011/65/EU. Components may not be CE marked. Additionally, the part numbers that TE has identified as EU ELV compliant have a maximum concentration of 0.1% by weight in homogenous materials for lead, hexavalent chromium, and mercury, and 0.01% for cadmium, or qualify for an exemption to these limits as defined in the Annexes of Directive 2000/53/EC (ELV). Regarding the REACH Regulation, the information TE provides on SVHC in articles for this part number is based on the latest European Chemicals Agency (ECHA) 'Guidance on requirements for substances in articles' posted at this URL: <https://echa.europa.eu/guidance-documents/guidance-on-reach>

Compatible Parts

TE Part # 47386
DAHT PG PIDG 26-16 ASSY

TE Part # 58423-1
DIE, RBY IS9252

TE Part # 539691-2
ERGO DIE R.B.Y

TE Part # 132246-3
TERMINAL RING TONGUE PIDG 22 18

TE Part # 2063030-1
SDE DIESET, RBY, UL

TE Part # 47806-2
DIES PIDG 22-16 DIE SET

TE Part # 59300
T-HEAD PIDG PG 26-16 ASSY

Also in the Series | PIDG


Compression Connectors(17)

Crimp Terminal Housings(1)


Crimp Wire Pins, Tabs & Ferrules(41)

Hand Crimping Tools(2)







Knife Disconnects(11)




PCB Terminals(5)




Quick Disconnects(47)




Ring Terminals(589)



Spade Terminals(230)




Special Purpose Terminals(1)




Splices(43)


Customers Also Bought



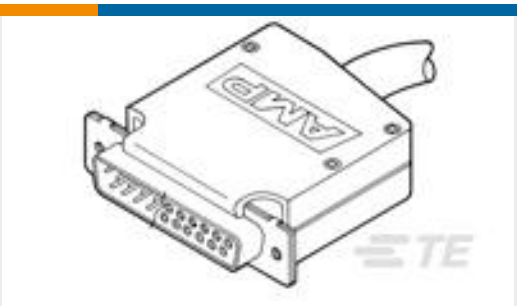
TE Part # 2-323912-1
TERMINAL,PIDG R 26-22 2




TE Part # 2-327958-1
TERMINAL,PIDG RECT 16-14 6




TE Part # 1-1630027-7
HSC300 4R7 5%




TE Part # 5205730-1
CLAMSHELL ASY SIZE 2




TE Part # 5-104363-5
06 MTE HDR SRST LATCH .100CL



TE Part # 5787444-1
HDR ASY,VERT,NO KEY,STR TAIL



TE Part # 53402-1
PIDG Radiation Resistant C Rings /Spades



TE Part # 11028362-00
LDT0-028K W/SOLDER TAB CLEAR /Spades

Documents

Product Drawings

TERMINAL,PIDG PVF2 R 26-24 10

English

CAD Files

3D PDF

3D

Customer View Model

ENG_CVM_CVM_53404-1_G.2d_dxf.zip

53404-1

Closed Ring Tongue Terminal, 26 AWG, #10 Stud Size, 5 mm [.197 in] Stud Diameter,
Closed Barrel, Straight, Tin-Lead, Partially Insulated, PIDG



English

Customer View Model

[ENG_CVM_CVM_53404-1_G.3d_igs.zip](#)

English

Customer View Model

[ENG_CVM_CVM_53404-1_G.3d_stp.zip](#)

English

By downloading the CAD file I accept and agree to the [Terms and Conditions](#) of use.

Datasheets & Catalog Pages

[RADIATION_RESISTANT_PRE-INSULATED_TERMINALS_SPLICES](#)

English