




Connectors > PCB Connectors > PCB Headers & Receptacles > Header Assembly: Wire-to-Board, 5A, gold or tin plated



Connector System: **Wire-to-Board**

Number of Positions: **4**

Number of Rows: **2**

Centerline (Pitch): **2.5 mm [.099 in ]**

PCB Mount Orientation: **Vertical**

[All Header Assembly: Wire-to-Board, 5A, gold or tin plated \(89\)](#)

Features

Product Type Features

Connector System	Wire-to-Board
Header Type	Fully Shrouded
Sealable	No
Connector & Contact Terminates To	Printed Circuit Board
PCB Connector Assembly Type	PCB Mount Header

Configuration Features

Number of Positions	4
Number of Rows	2
PCB Mount Orientation	Vertical

Body Features

Primary Product Color	Black
-----------------------	-------

Contact Features

--	--



Contact Mating Area Plating Material Thickness	.38 µm[15 µin]
Contact Mating Area Plating Material	Gold
Contact Type	Pin
Contact Current Rating (Max)	5 A

Termination Features

Termination Method to Printed Circuit Board	Through Hole - Solder
---	-----------------------

Mechanical Attachment

Mating Alignment Type	Keyed
Mating Retention	With
PCB Mount Retention Type	Retention Leg
Connector Mounting Type	Board Mount
Mating Alignment	With
PCB Mount Alignment	Without
PCB Mount Retention	With

Housing Features

Housing Material	Polyester GF
Centerline (Pitch)	2.5 mm[.099 in]

Usage Conditions

Operating Temperature Range	-55 - 105 °C[-67 - 221 °F]
-----------------------------	----------------------------

Operation/Application

Circuit Application	Power & Signal
---------------------	----------------

Industry Standards

UL Flammability Rating	UL 94V-0
------------------------	----------

Packaging Features

Packaging Method	Box, Tube
------------------	-----------

Product Compliance

For compliance documentation, visit the product page on TE.com>

EU RoHS Directive 2011/65/EU	Compliant
EU ELV Directive 2000/53/EC	Compliant
China RoHS 2 Directive MIIT Order No 32, 2016	No Restricted Materials Above Threshold
EU REACH Regulation (EC) No. 1907/2006	



Current ECHA Candidate List: JAN 2024  
(240)  
Candidate List Declared Against: JAN 2024  
(240)  
Does not contain REACH SVHC

Halogen Content	Not Low Halogen - contains Br or Cl > 900 ppm.
-----------------	--

Solder Process Capability

Wave solder capable to 265°C

Product Compliance Disclaimer


This information is provided based on reasonable inquiry of our suppliers and represents our current actual knowledge based on the information they provided. This information is subject to change. The part numbers that TE has identified as EU RoHS compliant have a maximum concentration of 0.1% by weight in homogenous materials for lead, hexavalent chromium, mercury, PBB, PBDE, DBP, BBP, DEHP, DIBP, and 0.01% for cadmium, or qualify for an exemption to these limits as defined in the Annexes of Directive 2011/65/EU (RoHS2). Finished electrical and electronic equipment products will be CE marked as required by Directive 2011/65/EU. Components may not be CE marked. Additionally, the part numbers that TE has identified as EU ELV compliant have a maximum concentration of 0.1% by weight in homogenous materials for lead, hexavalent chromium, and mercury, and 0.01% for cadmium, or qualify for an exemption to these limits as defined in the Annexes of Directive 2000/53/EC (ELV). Regarding the REACH Regulation, the information TE provides on SVHC in articles for this part number is based on the latest European Chemicals Agency (ECHA) 'Guidance on requirements for substances in articles' posted at this URL: <https://echa.europa.eu/guidance-documents/guidance-on-reach>

Compatible Parts




TE Part # 1-1827864-2  
DYNAMIC 1200D REC HSG 4P X  
BLACK


Also in the Series | Dynamic 1000 Series




Connector Contacts(40)



Connector Hardware(3)



Insertion & Extraction Tools(2)



PCB Headers & Receptacles(173)



Rectangular Connector Housings(2)



Standard Rectangular Connectors(1)



Wire-to-Board Connector Assemblies & Housings(159)

## Customers Also Bought



TE Part # 1-1827872-3  
Header Assembly: Wire-to-Board, 3A, Gold or Tin Plated



TE Part # 1-1827876-3  
Header Assembly: Wire-to-Board, 5A, gold or tin plated

## Documents

### Product Drawings

DYNAMIC 1200D HDR ASSY V 4P X BLACK GOLD

English

### CAD Files

3D PDF

3D

Customer View Model

ENG\_CVM\_CVM\_1-1827875-2\_C.2d\_dxf.zip

English

Customer View Model

ENG\_CVM\_CVM\_1-1827875-2\_C.3d\_igs.zip

English

Customer View Model

ENG\_CVM\_CVM\_1-1827875-2\_C.3d\_stp.zip

English

By downloading the CAD file I accept and agree to the [Terms and Conditions](#) of use.

### Product Specifications

Application Specification

English

### Agency Approvals

TUV Certificate

English

1-1827875-2

PCB Mount Header, Vertical, Wire-to-Board, 4 Position, 2.5 mm [.099 in] Centerline,  
Fully Shrouded, Gold, Through Hole - Solder, Dynamic 1000 Series

