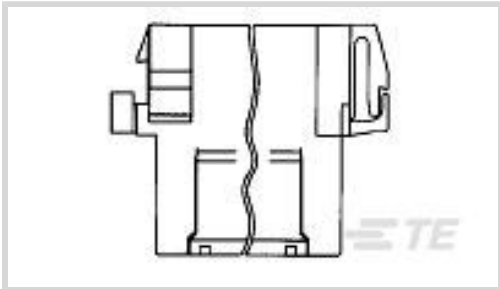




Connectors > Automotive Connectors > Automotive Housings > Timer Connector Housing



Connector System: **Wire-to-Wire**
Number of Positions: **4**
Connector & Housing Type: **Housing for Male Terminals**
Centerline (Pitch): **5 mm [.196 in]**
Sealable: **No**

[All Timer Connector Housing \(518\)](#)

Features

Product Type Features

| | |
|-----------------------------------|----------------------------|
| Mixed & Hybrid Connector | No |
| Connector Shape | Rectangular |
| Connector System | Wire-to-Wire |
| Connector & Housing Type | Housing for Male Terminals |
| Sealable | No |
| Connector & Contact Terminates To | Wire & Cable |
| Primary Locking Feature | Integrated in Housing |

Configuration Features

| | |
|---------------------|---|
| Number of Positions | 4 |
| Number of Rows | 2 |

Electrical Characteristics

| | |
|------------------------------|------|
| Nominal Voltage Architecture | 24 V |
|------------------------------|------|

Body Features

| | |
|-----------------------|-------|
| Cable Exit Angle | 180° |
| Primary Product Color | Black |

Contact Features

| | |
|--|--|
| | |
|--|--|



| | |
|------------------------------|----------------|
| Contact Size | 2.8mm |
| Contact Type | Tab |
| Mating Tab Width | 2.8 mm[.11 in] |
| Contact Current Rating (Max) | 30 A |

Mechanical Attachment

| | |
|-----------------------------|----------------------------|
| Terminal Position Assurance | No |
| Strain Relief | Without |
| Mating Alignment Type | Polarized |
| Mating Alignment | With |
| Connector Mounting Type | Cable Mount (Free-Hanging) |

Housing Features

| | |
|--------------------|---------------|
| Housing Material | PBT |
| Centerline (Pitch) | 5 mm[.196 in] |

Dimensions

| | |
|--------------------|------------------|
| Connector Height | 26 mm[1.02 in] |
| Product Width | 22.4 mm[.881 in] |
| Product Length | 18.8 mm[.74 in] |
| Row-to-Row Spacing | 5.6 mm[.22 in] |

Usage Conditions

| | |
|-----------------------------|----------------------------|
| Operating Temperature (Max) | 130 °C[266 °F] |
| Operating Temperature Range | -40 - 130 °C[-40 - 266 °F] |

Operation/Application

| | |
|---------------------|-------|
| Circuit Application | Power |
|---------------------|-------|

Packaging Features

| | |
|--------------------|--------|
| Packaging Quantity | 1000 |
| Packaging Method | Carton |

Other

| | |
|--------------------------------------|----|
| Serviceable | No |
| Connector Position Assurance Capable | No |

Product Compliance

For compliance documentation, visit the product page on TE.com>



| | |
|---|---|
| EU RoHS Directive 2011/65/EU | Compliant |
| EU ELV Directive 2000/53/EC | Compliant |
| China RoHS 2 Directive MIIT Order No 32, 2016 | No Restricted Materials Above Threshold |
| EU REACH Regulation (EC) No. 1907/2006 | Current ECHA Candidate List: JAN 2024 (240) Candidate List Declared Against: JAN 2024 (240) Does not contain REACH SVHC |
| Halogen Content | Not Low Halogen - contains Br or Cl > 900 ppm. |
| Solder Process Capability | Not applicable for solder process capability |

Product Compliance Disclaimer

This information is provided based on reasonable inquiry of our suppliers and represents our current actual knowledge based on the information they provided. This information is subject to change. The part numbers that TE has identified as EU RoHS compliant have a maximum concentration of 0.1% by weight in homogenous materials for lead, hexavalent chromium, mercury, PBB, PBDE, DBP, BBP, DEHP, DIBP, and 0.01% for cadmium, or qualify for an exemption to these limits as defined in the Annexes of Directive 2011/65/EU (RoHS2). Finished electrical and electronic equipment products will be CE marked as required by Directive 2011/65/EU. Components may not be CE marked. Additionally, the part numbers that TE has identified as EU ELV compliant have a maximum concentration of 0.1% by weight in homogenous materials for lead, hexavalent chromium, and mercury, and 0.01% for cadmium, or qualify for an exemption to these limits as defined in the Annexes of Directive 2000/53/EC (ELV). Regarding the REACH Regulation, the information TE provides on SVHC in articles for this part number is based on the latest European Chemicals Agency (ECHA) 'Guidance on requirements for substances in articles' posted at this URL: <https://echa.europa.eu/guidance-documents/guidance-on-reach>

Compatible Parts

TE Part # CAT-T4827-CH8172
Timer Connector Housing

Also in the Series | Timer Connector System

Automotive Connector Caps & Covers (14)


Automotive Connector Locks & Position Assurance(15)

Automotive Housings(216)


Automotive Terminals(136)




Connector Seals & Cavity Plugs(31)



Crimp Terminal Housings(13)




Insertion & Extraction Tools(18)



Other Automotive Connector Accessories(1)



PCB Headers & Receptacles(77)

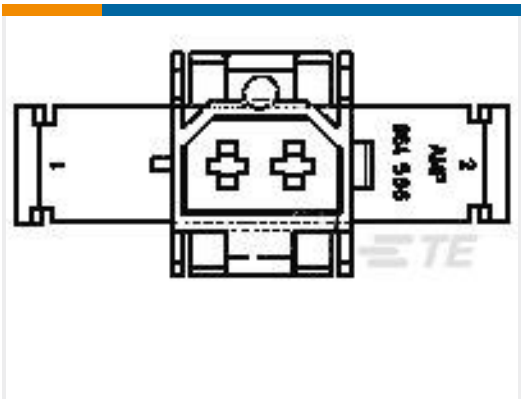


Quick Disconnects(4)

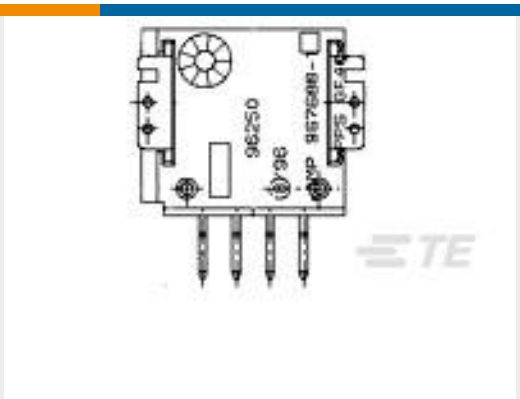
Customers Also Bought



TE Part # 929505-5
Timer Connector Housing



TE Part # 964586-1
FF 2P HOUSING TAB POLYESTER
VALOX 357



TE Part # 969682-1
6pos MQS .63 header 90deg SMD

Documents

Product Drawings

FF FLSTE-GEH2X2P

German

CAD Files

Customer View Model

ENG_CVM_929505-1_F4.3d_igs.zip

English

Customer View Model

ENG_CVM_929505-1_F4.3d_stp.zip

English

Customer View Model

ENG_CVM_929505-1_F4.2d_dxf.zip

English

3D PDF

English

By downloading the CAD file I accept and agree to the Terms and Conditions of use.



Datasheets & Catalog Pages

Timer Interconnection System

English