



Terminals & Splices > PCB Terminals



PCB Terminal Type: **Tab**

PCB Thickness (Recommended): **1.57 - 2.39 mm [ .062 - .093 in ]**

Mating Tab Width: **6.35 mm [ .25 in ]**

Mating Tab Thickness: **.81 mm [ .032 in ]**

PCB Hole Diameter: **1.4 mm [ .055 in ]**

Features

Product Type Features

Insertion Force	Low
-----------------	-----

Contact Features

PCB Contact Termination Area Plating Material Thickness	3.81 μm[150 μin]
Contact Underplating Material Thickness	1.3 μm[51.18 μin]
Contact Mating Area Plating Material Thickness	3.81 μm[150 μin]
PCB Terminal Type	Tab
Mating Tab Width	6.35 mm[.25 in]
Mating Tab Thickness	.81 mm[.032 in]
Terminal Plating Material	Tin
Contact Underplating Material	Copper
Terminal Size	6.35
Terminal Orientation	Straight

Termination Features

Termination Method to Printed Circuit Board	Through Hole - Solder
---	-----------------------



Product Terminates To

Printed Circuit Board

Mechanical Attachment

Wire Insulation Support	Without
-------------------------	---------

Dimensions

PCB Thickness (Recommended)	1.57 - 2.39 mm[.062 - .093 in]
PCB Hole Diameter	1.4 mm[.055 in]
Profile Height from PCB	9.6 mm[.382 in]

Usage Conditions

Insulation Option	Uninsulated
Operating Temperature Range	-40 - 105 °C[-40 - 221 °F]

Packaging Features

Packaging Quantity	1000
Packaging Method	Bag

Product Compliance

For compliance documentation, visit the product page on TE.com>

EU RoHS Directive 2011/65/EU	Compliant
EU ELV Directive 2000/53/EC	Compliant
China RoHS 2 Directive MIIT Order No 32, 2016	No Restricted Materials Above Threshold
EU REACH Regulation (EC) No. 1907/2006	Current ECHA Candidate List: JAN 2024 (240) Candidate List Declared Against: JAN 2024 (240) Does not contain REACH SVHC
Halogen Content	Low Halogen - Br, Cl, F, I < 900 ppm per homogenous material. Also BFR/CFR/PVC Free
Solder Process Capability	Wave solder capable to 265°C


Product Compliance Disclaimer

This information is provided based on reasonable inquiry of our suppliers and represents our current actual knowledge based on the information they provided. This information is subject to change. The part numbers that TE has identified as EU RoHS compliant have a maximum concentration of 0.1% by weight in homogenous materials for lead, hexavalent chromium, mercury, PBB, PBDE, DBP, BBP, DEHP, DIBP, and 0.01% for cadmium, or qualify for an exemption to these limits as defined in the Annexes of Directive 2011/65/EU (RoHS2). Finished electrical and electronic equipment products will be CE marked as required by Directive 2011/65/EU. Components may not be CE marked. Additionally, the part numbers that TE has identified as EU ELV compliant have a maximum concentration of 0.1% by weight in homogenous materials for lead, hexavalent chromium, and mercury, and 0.01% for cadmium, or qualify for an exemption to these limits as defined in the Annexes of Directive 2000/53/EC (ELV). Regarding the REACH Regulation, the information TE provides on SVHC in articles for this part number is based on the latest European Chemicals Agency (ECHA) 'Guidance on




requirements for substances in articles' posted at this URL: <https://echa.europa.eu/guidance-documents/guidance-on-reach>


Compatible Parts




TE Part # 171809-2  
POSITIVE LOCK (PL) HOUSING




TE Part # 1217002-1  
250 FASTON,TAB, NPCST



TE Part # 171809-1  
POSITIVE LOCK (PL) HOUSING




TE Part # 160650-2  
250 FASTON,PCB TAB,TNBR




TE Part # 726386-1  
250 FASTON TAB BR


Also in the Series | FASTON 250




Compression Connectors(4)




Crimp Terminal Housings(133)




Insertion & Extraction Tools(6)




Magnet Wire Terminals(1)



PCB Terminals(134)



Quick Disconnects(441)



Splices(4)

Customers Also Bought



TE Part # 178308-3  
Header Assembly: Wire-to-Board, 15A, gold or tin plated

TE Part # 1376137-2  
Header Assembly: Wire-to-Board, 5A, gold plated

TE Part # 1-1879213-7  
CPF 0402 38R3 0.1% 25PPM 1K RL

TE Part # 2-292252-2  
CT DOUBLE ROW ASSY V 22P HDR N

Documents

Product Drawings

250 FASTON,PCB TAB,TCBR

English

CAD Files

3D PDF

3D

Customer View Model

ENG\_CVM\_CVM\_170267-1\_B.2d\_dxf.zip

English

Customer View Model

ENG\_CVM\_CVM\_170267-1\_B.3d\_igs.zip

English

Customer View Model

ENG\_CVM\_CVM\_170267-1\_B.3d\_stp.zip

English

By downloading the CAD file I accept and agree to the Terms and Conditions of use.

Agency Approvals

CSA Certificate

English