



Connectors > Automotive Connectors > Automotive Housings > LEAVYSEAL Housings



Connector System: Wire-to-Board, Wire-to-Device, Wire-to-Wire

Number of Positions: 21

Connector & Housing Type: Housing for Female Terminals

Centerline (Pitch): 5.5 mm [.197 in]

Sealable: Yes

[All LEAVYSEAL Housings \(64\)](#)

Features

Product Type Features

Mixed & Hybrid Connector	No
Connector Shape	Rectangular
Connector System	Wire-to-Board, Wire-to-Device, Wire-to-Wire
Connector & Housing Type	Housing for Female Terminals
Sealable	Yes
Connector & Contact Terminates To	Wire & Cable
Primary Locking Feature	On the Terminal

Configuration Features

Number of Positions	21
Number of Rows	3

Electrical Characteristics

Operating Voltage	28 VDC
-------------------	--------



Body Features

Cable Exit Angle	90°
Primary Product Color	Black
Connector & Keying Code	A

Contact Features

Contact Size	2.8mm
Contact Type	Receptacle
Mating Tab Width	2.8 mm[.11 in]
Contact Current Rating (Max)	40 A

Mechanical Attachment

Terminal Position Assurance	No
Strain Relief	With
Mating Alignment Type	Keyed
Mating Alignment	With
Connector Mounting Type	Cable Mount (Free-Hanging)

Housing Features

Housing Material	PBT GF20
Centerline (Pitch)	5.5 mm[.197 in]

Dimensions

Connector Height	37.9 mm[1.492 in]
Product Width	43.7 mm[1.72 in]
Product Length	69.2 mm[2.724 in]
Row-to-Row Spacing	5.5 mm[.216 in]

Usage Conditions

Operating Temperature (Max)	120 °C[248 °F]
Operating Temperature Range	-40 - 120 °C[-40 - 248 °F]

Operation/Application

Circuit Application	Power
---------------------	-------

Industry Standards

Degree of Protection	IP67, IP6K9K
UL Flammability Rating	UL 94HB



Packaging Features

Packaging Quantity	160
Packaging Method	Box

Other

Serviceable	Yes
Connector Position Assurance Capable	No

Product Compliance


For compliance documentation, visit the product page on TE.com>

EU RoHS Directive 2011/65/EU	Compliant
EU ELV Directive 2000/53/EC	Compliant
China RoHS 2 Directive MIIT Order No 32, 2016	No Restricted Materials Above Threshold
EU REACH Regulation (EC) No. 1907/2006	Current ECHA Candidate List: JAN 2024 (240) Candidate List Declared Against: JAN 2024 (240) Does not contain REACH SVHC
Halogen Content	BFR/CFR/PVC Free, but Br/Cl >900 ppm in other sources.
Solder Process Capability	Not applicable for solder process capability

Product Compliance Disclaimer

This information is provided based on reasonable inquiry of our suppliers and represents our current actual knowledge based on the information they provided. This information is subject to change. The part numbers that TE has identified as EU RoHS compliant have a maximum concentration of 0.1% by weight in homogenous materials for lead, hexavalent chromium, mercury, PBB, PBDE, DBP, BBP, DEHP, DIBP, and 0.01% for cadmium, or qualify for an exemption to these limits as defined in the Annexes of Directive 2011/65/EU (RoHS2). Finished electrical and electronic equipment products will be CE marked as required by Directive 2011/65/EU. Components may not be CE marked. Additionally, the part numbers that TE has identified as EU ELV compliant have a maximum concentration of 0.1% by weight in homogenous materials for lead, hexavalent chromium, and mercury, and 0.01% for cadmium, or qualify for an exemption to these limits as defined in the Annexes of Directive 2000/53/EC (ELV). Regarding the REACH Regulation, the information TE provides on SVHC in articles for this part number is based on the latest European Chemicals Agency (ECHA) 'Guidance on requirements for substances in articles' posted at this URL: <https://echa.europa.eu/guidance-documents/guidance-on-reach>

Compatible Parts



TE Part # CAT-L489-H342
LEAVYSEAL Headers



TE Part # CAT-L489-B128
LEAVYSEAL Backshells



TE Part # 1579007-1
AUSDRUECKWERKZEUG



TE Part # 828905-1
SINGLE-WIRE-SEAL(5MM HOLE)



TE Part # 1-2331098-1
TAB HEADER 21POS.



TE Part # 1-2112162-1
21POS,TAB 2.8X0.8,TAB HSG,SEALED ASSY




TE Part # CAT-AM705-T273
AMP MCP, RECEPTACLE AND TAB




TE Part # 828904-1
SINGLE WIRE SEAL FOR J.P.T.CON


Also in the Series | LEAVYSEAL




Automotive Connector Caps & Covers
(18)



Automotive Housings(79)



Insertion & Extraction Tools(5)



Other Automotive Connector
Accessories(15)




PCB Headers & Receptacles(16)

Customers Also Bought



TE Part # 2112166-1
SLIDE, FOR 21POS.



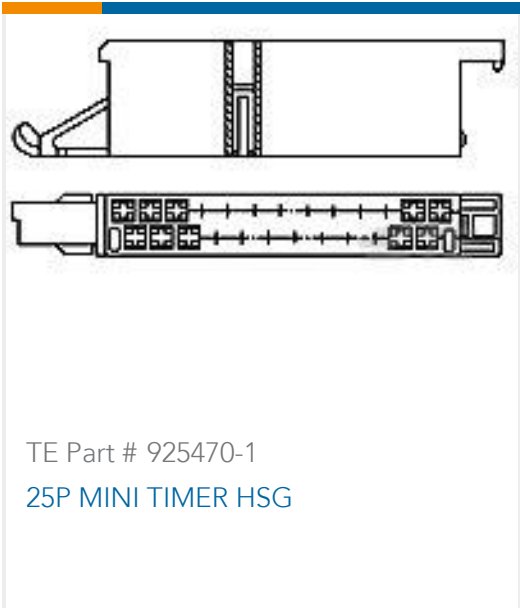
TE Part # 2-1534127-1
LEAVYSEAL Housings



TE Part # 1703997-1
LEAVYSEAL Backshells



TE Part # 1-968855-1
AMP MCP 2.8, CONTACT SWS



Documents

Product Drawings

AMP MCP 2.8 SOCKET HSG.,21POS.ASSY

English

CAD Files

Customer View Model

ENG_CVM_CVM_1-1534127-1_F.3d_stp.zip

English

Customer View Model

ENG_CVM_CVM_1-1534127-1_F.3d_igs.zip

English

3D PDF

3D

Customer View Model

ENG_CVM_CVM_1-1534127-1_F.2d_dxf.zip

English

By downloading the CAD file I accept and agree to the [Terms and Conditions](#) of use.

Datasheets & Catalog Pages

ICT Terminals and Connectors Catalogue

English

CONNECTOR SELECTOR

English

Product Specifications

Application Specification

German