



MINIPAK

TE Internal #: 2-1926739-5

Rectangular Power Connectors, Header, Receptacle, Board-to-Board, 85 Position, 2.75 mm / 2 mm [.079 in / .108 in] Centerline, Printed Circuit Board

[View on TE.com >](#)

Connectors > Power Connectors > Rectangular Power > Rectangular Power Connectors



Rectangular Power Connector Type: **Header**  
Connector & Housing Type: **Receptacle**  
Connector System: **Board-to-Board**  
Number of Positions: **85**  
Centerline (Pitch): **2 mm, 2.75 mm [.079 in, .108 in]**

Features

Product Type Features

Rectangular Power Connector Type	Header
Connector & Housing Type	Receptacle
Connector System	Board-to-Board
Sealable	No
Connector & Contact Terminates To	Printed Circuit Board

Configuration Features

Number of Positions by Circuit Application	25/Signal, 10/DC Power
Number of Positions	85
PCB Mount Orientation	Right Angle
Number of Power Positions	10
Number of Signal Positions	25
Number of Rows	5
Board-to-Board Configuration	Co-Planar

Electrical Characteristics



Operating Voltage	250 VDC
-------------------	---------

Contact Features

PCB Contact Termination Area Plating Material Thickness	.5 µm[20 µin]
Contact Underplating Material Thickness	1.27 µm[50 µin]
Contact Mating Area Plating Material	Gold
Contact Shape & Form	Single Beam
Contact Underplating Material	Nickel
Contact Base Material	Copper
Contact Current Rating (Max)	17 A
Contact Retention Within Housing	With
Contact Type	Receptacle
PCB Contact Termination Area Plating Material	Tin
Contact Mating Area Plating Material Thickness	.76 µm[30 µin]

Termination Features

Termination Post & Tail Length	3.3 mm[.13 in]
Termination Method to Printed Circuit Board	Through Hole - Press-Fit, Through Hole - Solder

Mechanical Attachment

PCB Mount Alignment Type	Screw Mount
Mating Alignment Type	Passive Guide
Mating Retention	Without
Mating Alignment	With
PCB Mount Alignment	With
PCB Mount Retention	With
PCB Mount Retention Type	Screw Mount
Connector Mounting Type	Board Mount

Housing Features

Centerline (Pitch)	2 mm, 2.75 mm[.079 in][.108 in]
Housing Color	Black
Housing Material	Thermoplastic

Dimensions

Connector Height	8 mm[.315 in]
PCB Thickness (Recommended)	.06 mm[1.4 in]



Product Width	36.5 mm[1.437 in]
Product Length	51.74 mm[2.037 in]
Row-to-Row Spacing	2 mm[.079 in]

Usage Conditions

Operating Temperature Range	-40 - 125 °C[-40 - 257 °F]
-----------------------------	----------------------------

Operation/Application

Circuit Application	Power & Signal
---------------------	----------------

Industry Standards

CSA Rating	Certified
UL Rating	Recognized
Compatible With Agency/Standards Products	CSA
Compatible With Approved Standards Products	UL E28476
UL Flammability Rating	UL 94V-0
Glow Wire Rating	Standard Part - Not Glow Wire

Packaging Features

Packaging Method	Box
------------------	-----

Product Compliance

For compliance documentation, visit the product page on TE.com>

EU RoHS Directive 2011/65/EU	Compliant
EU ELV Directive 2000/53/EC	Compliant
China RoHS 2 Directive MIIT Order No 32, 2016	No Restricted Materials Above Threshold
EU REACH Regulation (EC) No. 1907/2006	Current ECHA Candidate List: JAN 2024 (240) Candidate List Declared Against: JAN 2024 (240) Does not contain REACH SVHC
Halogen Content	Low Halogen - Br, Cl, F, I < 900 ppm per homogenous material. Also BFR/CFR/PVC Free
Solder Process Capability	Not reviewed for solder process capability


Product Compliance Disclaimer

This information is provided based on reasonable inquiry of our suppliers and represents our current actual knowledge based on the information they provided. This information is subject to change. The part numbers that TE has identified as EU RoHS compliant have a maximum concentration of 0.1% by weight in homogenous materials for lead, hexavalent

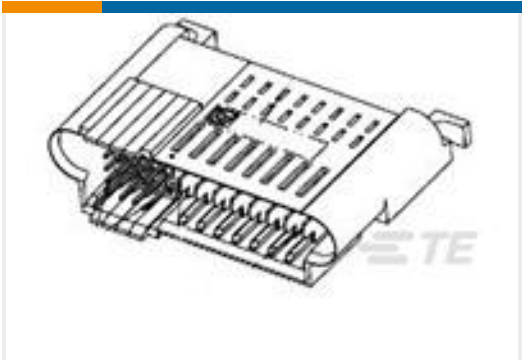


chromium, mercury, PBB, PBDE, DBP, BBP, DEHP, DIBP, and 0.01% for cadmium, or qualify for an exemption to these limits as defined in the Annexes of Directive 2011/65/EU (RoHS2). Finished electrical and electronic equipment products will be CE marked as required by Directive 2011/65/EU. Components may not be CE marked. Additionally, the part numbers that TE has identified as EU ELV compliant have a maximum concentration of 0.1% by weight in homogenous materials for lead, hexavalent chromium, and mercury, and 0.01% for cadmium, or qualify for an exemption to these limits as defined in the Annexes of Directive 2000/53/EC (ELV). Regarding the REACH Regulation, the information TE provides on SVHC in articles for this part number is based on the latest European Chemicals Agency (ECHA) 'Guidance on requirements for substances in articles' posted at this URL: <https://echa.europa.eu/guidance-documents/guidance-on-reach>


Compatible Parts




TE Part # 1926736-3  
MiniPAK HDL, 25s10p, RA Plug,



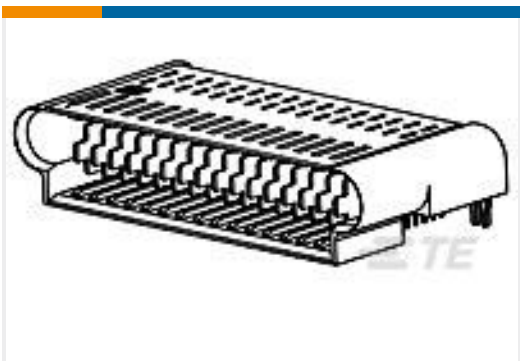
TE Part # 1-1892786-1  
Assy Minipak HDL 20s8PRAPlugSc



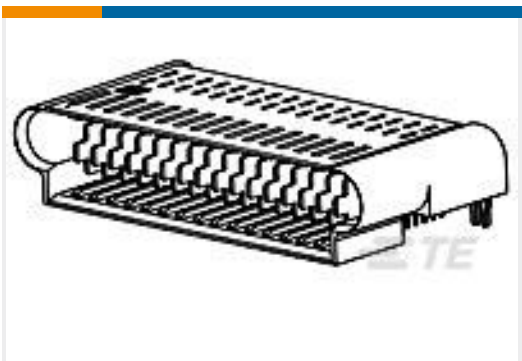
TE Part # 1926734-2  
ASSYMINIPAKHDL25S10PRAPLUGBDLCK



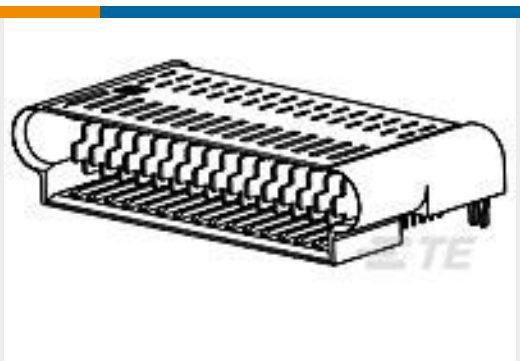
TE Part # 1926736-2  
MiniPAK HDL, 25s10p, RA Plug,



TE Part # 2-1926710-6  
AssyMINIPAKHDL26pRAplugBdlk

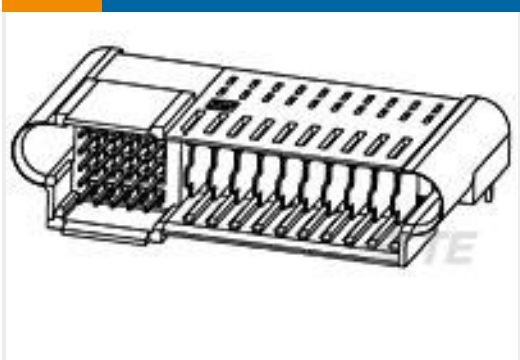


TE Part # 2-1926710-8  
AssyMINIPAKHDL28pRAplugBdlk




TE Part # 3-1926710-0  
AssyMINIPAKHDL30pRAplugBdlk


Customers Also Bought




TE Part # 2-1926730-5  
AssyMINIPAKHDL25a10pRAplugBdlk




TE Part # 1888250-2  
Low Profile RJ45, 1x1, Bi-color




TE Part # 2289129-2  
ZQSFP+ CAGE& CONN 2X2, EMI SPRING, 4 LP




TE Part # 1643903-3  
Crown Clip Senior II, Ag Plating




TE Part # 2187793-1  
SW PIR RECT, 100OHM, 4X10



TE Part # 2187794-1  
SW PIR RECT, 85OHM, 8X10



TE Part # 1367643-1  
DWDM Cage Assembly, 11 PF



TE Part # 2401979-1  
CAGE ASSY, QSFP DD 1X1, HS, LP

Documents



Product Drawings

AssyMinipak Hdl25s10pRARecptSc

English

CAD Files

3D PDF

3D

Customer View Model

ENG\_CVM\_CVM\_2-1926739-5\_2\_c-2-1926739-5-2.2d\_dxf.zip

English

Customer View Model

ENG\_CVM\_CVM\_2-1926739-5\_2\_c-2-1926739-5-2.3d\_igs.zip

English

Customer View Model

ENG\_CVM\_CVM\_2-1926739-5\_2\_c-2-1926739-5-2.3d\_stp.zip

English

By downloading the CAD file I accept and agree to the [Terms and Conditions](#) of use.

Product Specifications

Application Specification

English