

T4110001051-000 ✓ ACTIVE



## M12 Connector

TE Internal #: T4110001051-000

Standard Circular Connectors, Cable-to-Cable, 5 Position, Sealable, Wire & Cable, Signal, Cable Mount (Free-Hanging), Reverse Gender, M12 Connector

[View on TE.com >](#)

Connectors > Circular Connectors > Standard Circular Connectors > M12 Field Installable Unshielded



Connector System: **Cable-to-Cable**

Connector Mounting Type: **Cable Mount (Free-Hanging)**

Number of Positions: **5**

Sealable: **Yes**

Connector & Contact Terminates To: **Wire & Cable**

[All M12 Field Installable Unshielded \(102\)](#)

## Features

### Product Type Features

Product Type	Connector Assembly
Accessory Color	Black
Assembly Requirement	Factory Assembled
Assembly Type	Electrical Connector
Circular Connector Shell Type	All Plastic
Connector Product Type	Connector Assembly
Connector System	Cable-to-Cable
Sealable	Yes
Connector & Contact Terminates To	Wire & Cable
Circular Connector Type	Receptacle
Shell Type	Plastic

### Configuration Features

Factory Installed Backshell	No
-----------------------------	----



Keying	A
Number of Positions	5
Number of Power Positions	0
Number of Signal Positions	5
Contacts Preloaded	Yes

### Electrical Characteristics

Operating Voltage	60 VAC
-------------------	--------

### Body Features

Peripheral Seal Material	Silicone
Environmental Protection	IP67
O-Ring Material	Silicone
Environmental Protection Type	Elastomer Sealed
Shell Plating Material	Unplated
Shell Base Material	Plastic
Circular Connector Insulation Material Type	Polyamide 66 GF25
Hermetically Sealed	Yes

### Contact Features

Contact Current Rating (Max)	4 A
Reverse Gender	Yes
Circular Connector Contact Type	Socket

### Mechanical Attachment

Mating Retention Type	Threaded Coupling
Mating Alignment	With
Connector Mounting Type	Cable Mount (Free-Hanging)
Polarization Code	A
Mating Alignment Type	Keyed

### Housing Features

Circular Connector Shell Size	20
-------------------------------	----

### Dimensions

Wire Size	.25 - .14 mm <sup>2</sup>
-----------	---------------------------

### Usage Conditions

IP Dust Sealing Level	6
-----------------------	---



IP Water Sealing Level	IP67
------------------------	------

Operating Temperature Range	-40 - 85 °C[-40 - 185 °F]
-----------------------------	---------------------------

### Operation/Application

Durability Rating	100 Cycles
-------------------	------------

Circuit Application	Signal
---------------------	--------

Shielded	No
----------	----

### Industry Standards

UL Flammability Rating	UL 94HB
------------------------	---------

### Packaging Features

Packaging Quantity	1
--------------------	---

### Other

Field Serviceable	Yes
-------------------	-----

## Product Compliance

[For compliance documentation, visit the product page on TE.com>](#)

EU RoHS Directive 2011/65/EU	Compliant with Exemptions
------------------------------	---------------------------

EU ELV Directive 2000/53/EC	Compliant with Exemptions
-----------------------------	---------------------------

China RoHS 2 Directive MIIT Order No 32, 2016	Restricted Materials Above Threshold
---	--------------------------------------

EU REACH Regulation (EC) No. 1907/2006	<p>Current ECHA Candidate List: JAN 2024 (240)</p> <p>Candidate List Declared Against: JAN 2024 (240)</p> <p>SVHC &gt; Threshold:</p> <p>Pb (4% in Component Part)</p> <p><b>Article Safe Usage Statements:</b> Do not eat, drink or smoke when using this product. Wash thoroughly after handling. Recycle if possible and dispose of the article by following all applicable governmental regulations relevant to your geographic location.</p>
--	---

Halogen Content	Not Low Halogen - contains Br or Cl > 900 ppm.
-----------------	--

Solder Process Capability	Not applicable for solder process capability
---------------------------	--

#### Product Compliance Disclaimer

This information is provided based on reasonable inquiry of our suppliers and represents our current actual knowledge based on the information they provided. This information is subject to change. The part numbers that TE has identified as EU RoHS compliant have a maximum concentration of 0.1% by weight in homogenous materials for lead, hexavalent chromium, mercury, PBB, PBDE, DBP, BBP, DEHP, DIBP, and 0.01% for cadmium, or qualify for an exemption to these limits as defined in the Annexes of Directive 2011/65/EU (RoHS2). Finished electrical and electronic equipment products will be CE marked as required by Directive 2011/65/EU. Components may not be CE marked. Additionally, the part numbers that TE has identified as EU ELV compliant have a maximum concentration of 0.1% by weight in homogenous materials for lead, hexavalent chromium, and mercury, and 0.01% for cadmium, or qualify for an exemption to these limits as defined in the Annexes of Directive 2000/53/EC (ELV). Regarding the REACH Regulation, the information TE provides

on SVHC in articles for this part number is based on the latest European Chemicals Agency (ECHA) 'Guidance on requirements for substances in articles' posted at this URL: <https://echa.europa.eu/guidance-documents/guidance-on-reach>

## Compatible Parts



TE Part # T4110001051-000  
M12,MALE,STRAIGHT,A CODE,5P, PG7,GOLD



TE Part # 1838274-3  
M12 Fld Ser CONN. Female Skt S




TE Part # 1838276-3  
M12 Plas Fld Ser CONN. Female




TE Part # T4110001051-051


## Also in the Series | M12 Connector



Connector Caps & Covers(5)




Connector Hardware(12)



Connector Seals & Cavity Plugs(4)



M8/M12 Cable Assemblies(230)



Standard Circular Connectors(803)

## Customers Also Bought



TE Part # T4110002081-000  
M12 Field Installable Unshielded



TE Part # T4010008031-000  
M8,SCREW, FEMALE,S,UNSHIELD,3P, GOLD



TE Part # 1879214-8  
CPF 0402 383R 0.1% 25PPM 1K RL



TE Part # T4110001041-000  
RPC-M12-MS-4CON-PG7-MU

## Documents

[Product Drawings](#)



**M12,FEMALE,STRAIGHT,A CODE,5P,PG7,GOLD**

English

---

**CAD Files**

Customer View Model

[ENG\\_CVM\\_CVM\\_T4110001051-000\\_B.3d\\_igs.zip](#)

English

Customer View Model

[ENG\\_CVM\\_CVM\\_T4110001051-000\\_B.3d\\_stp.zip](#)

English

Customer View Model

[ENG\\_CVM\\_CVM\\_T4110001051-000\\_B.2d\\_dxf.zip](#)

English

**3D PDF**

3D

By downloading the CAD file I accept and agree to the [Terms and Conditions](#) of use.

---

**Datasheets & Catalog Pages**

[M8 / M12 Connector System Catalog](#)

English

---

**Product Specifications**

[Application Specification](#)

English

---

**Agency Approvals**

[UL](#)

English