



STRADA

TE Internal #: 5-2057361-1
PCB Mount Receptacle, Vertical, Board-to-Board, 259 Position, 6.09 mm / 3.04 mm [.24 in / .12 in] Centerline, Gold, Through Hole - Press-Fit

[View on TE.com >](#)

Connectors > PCB Connectors > PCB Headers & Receptacles



PCB Connector Assembly Type: **PCB Mount Receptacle**
PCB Mount Orientation: **Vertical**
Connector System: **Board-to-Board**
Number of Positions: **259**
Centerline (Pitch): **3.04 mm, 6.09 mm [.12 in, .24 in]**

Features

Product Type Features

| | |
|-----------------------------------|-----------------------|
| PCB Connector Assembly Type | PCB Mount Receptacle |
| Connector System | Board-to-Board |
| Sealable | No |
| Connector & Contact Terminates To | Printed Circuit Board |

Configuration Features

| | |
|------------------------------|----------|
| Pairs per Column | 8 |
| Number of Power Positions | 0 |
| Number of Pairs | 80 |
| Number of Loaded Positions | 259 |
| Stackable | Yes |
| Number of Signal Positions | 8 |
| PCB Mount Orientation | Vertical |
| Number of Positions | 259 |
| Board-to-Board Configuration | Parallel |

Electrical Characteristics

| | |
|---------------------------------------|---------|
| Dielectric Withstanding Voltage (Max) | 750 VAC |
| Insulation Resistance | 1000 MΩ |
| Impedance | 100 Ω |



| | |
|-------------------|---------|
| Operating Voltage | 250 VAC |
|-------------------|---------|

Signal Characteristics

| | |
|-----------|---------|
| Data Rate | 16 Gb/s |
|-----------|---------|

Body Features

| | |
|-----------------------|-------|
| Primary Product Color | Black |
|-----------------------|-------|

Contact Features

| | |
|---|--------------------------------|
| PCB Contact Termination Area Plating Material Thickness | .5 - 2.54 µm[19.685 - 100 µin] |
| Contact Layout | Staggered |
| Mating Tab Width | .69 mm[.027 in] |
| Mating Tab Thickness | .41 mm[.015 in] |
| PCB Contact Termination Area Plating Material Finish | Matte |
| PCB Contact Termination Area Plating Material | Tin |
| Contact Base Material | Copper Alloy |
| Contact Mating Area Plating Material | Gold |
| Contact Mating Area Plating Material Thickness | .076 µm[2.99212 µin] |
| Contact Type | Socket |
| Contact Current Rating (Max) | 1.5 A |

Termination Features

| | |
|---|--------------------------|
| Rectangular Termination Post & Tail Thickness | .15 mm[.005 in] |
| Rectangular Termination Post & Tail Width | .43 mm[.016 in] |
| Termination Post & Tail Length | 1.47 mm[.057 in] |
| Termination Method to Printed Circuit Board | Through Hole - Press-Fit |

Mechanical Attachment

| | |
|-------------------------|-------------|
| Mating Retention | With |
| Mating Alignment | With |
| PCB Mount Retention | Without |
| PCB Mount Alignment | Without |
| Connector Mounting Type | Board Mount |

Housing Features

| | |
|--------------------|----------------------------------|
| Centerline (Pitch) | 3.04 mm, 6.09 mm[.12 in][.24 in] |
| Housing Material | LCP (High Temp Thermoplastic) |

Dimensions



| | |
|-----------------------------|------------------|
| Connector Height | 4.49 mm[.177 in] |
| Stack Height | 28 mm[1.102 in] |
| PCB Thickness (Recommended) | .06 mm[.8 in] |

Usage Conditions

| | |
|-----------------------------|---------------------------|
| Operating Temperature Range | -55 - 85 °C[-67 - 185 °F] |
|-----------------------------|---------------------------|

Operation/Application

| | |
|--------------------------|----------------|
| Assembly Process Feature | None |
| Circuit Application | Power & Signal |

Industry Standards

| | |
|------------------------|----------|
| UL Flammability Rating | UL 94V-0 |
|------------------------|----------|

Packaging Features

| | |
|--------------------|---------|
| Packaging Quantity | 32 |
| Packaging Method | Package |

Product Compliance

For compliance documentation, visit the product page on TE.com>

| | |
|---|---|
| EU RoHS Directive 2011/65/EU | Compliant |
| EU ELV Directive 2000/53/EC | Compliant |
| China RoHS 2 Directive MIIT Order No 32, 2016 | No Restricted Materials Above Threshold |
| EU REACH Regulation (EC) No. 1907/2006 | Current ECHA Candidate List: JAN 2024 (240) Candidate List Declared Against: JAN 2024 (240) Does not contain REACH SVHC |
| Halogen Content | Low Bromine/Chlorine - Br and Cl < 900 ppm per homogenous material. Also BFR /CFR/PVC Free |
| Solder Process Capability | Not applicable for solder process capability |


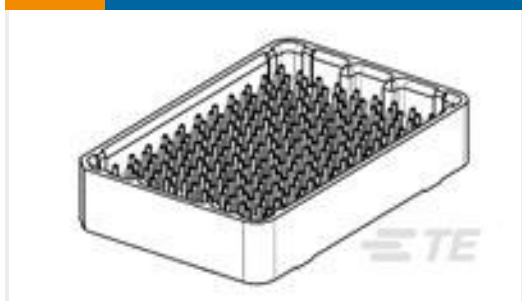



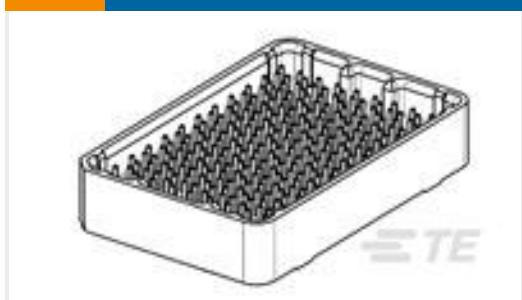



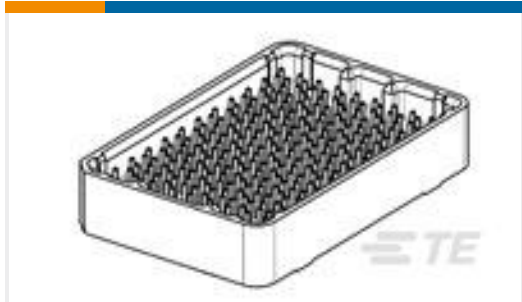


Product Compliance Disclaimer

This information is provided based on reasonable inquiry of our suppliers and represents our current actual knowledge based on the information they provided. This information is subject to change. The part numbers that TE has identified as EU RoHS compliant have a maximum concentration of 0.1% by weight in homogenous materials for lead, hexavalent chromium, mercury, PBB, PBDE, DBP, BBP, DEHP, DIBP, and 0.01% for cadmium, or qualify for an exemption to these limits as defined in the Annexes of Directive 2011/65/EU (RoHS2). Finished electrical and electronic equipment products will be CE marked as required by Directive 2011/65/EU. Components may not be CE marked. Additionally, the part numbers that TE has identified as EU ELV compliant have a maximum concentration of 0.1% by weight in homogenous materials for lead, hexavalent chromium, and mercury, and 0.01% for cadmium, or qualify for an exemption to these limits as defined in the Annexes of Directive 2000/53/EC (ELV). Regarding the REACH Regulation, the information TE provides on SVHC in articles for this part number is based on the latest European Chemicals Agency (ECHA) 'Guidance on



requirements for substances in articles' posted at this URL: <https://echa.europa.eu/guidance-documents/guidance-on-reach>

Compatible Parts

| | | | |
|---|--|---|---|
|  <p>TE Part # 9-2057360-2 STRADA MESA,HD,ST,080,000,00,SN,N,42</p> |  <p>TE Part # 5-2057360-9 STRADA MESA,HD,ST,080,000,00,SN,N,09</p> |  <p>TE Part # 6-2057360-9 STRADA MESA,HD,ST,080,000,00,SN,N,19</p> |  <p>TE Part # 7-2057360-3 STRADA MESA,HD,ST,080,000,00,SN,N,23</p> |
|  <p>TE Part # 7-2057360-5 STRADA MESA,HD,ST,080,000,00,SN,N,25</p> |  <p>TE Part # 7-2057360-8 STRADA MESA,HD,ST,080,000,00,SN,N,28</p> |  <p>TE Part # 9-2057360-0 STRADA MESA,HD,ST,080,000,00,SN,N,40</p> |  <p>TE Part # 1-2057360-9 STRADA MESA,HD,ST,080,000,00,PB,N,19</p> |
|  <p>TE Part # 2-2057360-3 STRADA MESA,HD,ST,080,000,00,PB,N,23</p> |  <p>TE Part # 2057360-9 STRADA MESA,HD,ST,080,000,00,PB,N,09</p> |  <p>TE Part # 4-2057360-0 STRADA MESA,HD,ST,080,000,00,PB,N,40</p> |  <p>TE Part # 7-2057360-7 STRADA MESA,HD,ST,080,000,00,SN,N,27</p> |

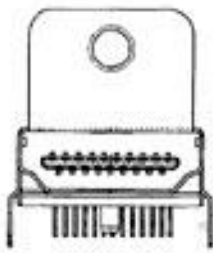
Customers Also Bought

| | | | |
|--|--|--|--|
|  <p>TE Part # 1-1734839-2 FPC CONN. 0.5MM PITCH T/C,12P</p> |  <p>TE Part # 1888653-5 2X1 OFFSET ST/JK WITH LEDS</p> |  <p>TE Part # 223956-1 STV ERMZUB FUEHRUNGSBOLZEN J * M 1 * * *</p> |  <p>TE Part # 6116173-1 INV MJ.1X1,PNL GRD,SHLD,LED (G/Y)</p> |
|--|--|--|--|





TE Part # 1-1634009-0
MMCX Str PCB Skt 50Ohm Gold Pl



TE Part # 1746679-1
Std HDMI, RA, T/H, Panel grd, Flange



TE Part # 214782-E
EPSVA KS GDM4 EE 10 3,8 SN *
STROMVERSOR



TE Part # 2372133-2
RCPT CONN 76 POSN QSFP-DD 112

TE Part # 1-1825027-2
FSMRA4JHA04=R/A,TACT PB SW,260

Documents

CAD Files

Customer View Model

ENG_CVM_CVM_5-2057361-1_A.2d_dxf.zip

English

3D PDF

3D

Customer View Model

ENG_CVM_CVM_5-2057361-1_A.3d_igs.zip

English

Customer View Model

ENG_CVM_CVM_5-2057361-1_A.3d_stp.zip

English

By downloading the CAD file I accept and agree to the [Terms and Conditions](#) of use.

Product Specifications

Application Specification

English