




Connectors > PCB Connectors > PCB Headers & Receptacles



Connector System: **Wire-to-Board**

Number of Positions: **12**

Number of Rows: **2**

Centerline (Pitch): **1.4 mm [.055 in]**

PCB Mount Orientation: **Vertical**

Features

Product Type Features

Connector System	Wire-to-Board
Sealable	No
Connector & Contact Terminates To	Printed Circuit Board
PCB Connector Assembly Type	PCB Mount Header

Configuration Features

Number of Positions	12
Number of Rows	2
PCB Mount Orientation	Vertical

Electrical Characteristics

Operating Voltage	250 VAC
-------------------	---------

Body Features

Primary Product Color	Ivory
-----------------------	-------

Contact Features

--	--



PCB Contact Termination Area Plating Material Thickness	3.05 μm[120.07 μin]
Contact Layout	Matrix
Mating Tab Width	1.14 mm[.044 in]
Mating Tab Thickness	1.1 mm[.043 in]
Contact Underplating Material Thickness	1.27 μm[50 μin]
Contact Mating Area Plating Material Thickness	3.05 μm[120.07 μin]
PCB Contact Termination Area Plating Material Finish	Matte
Contact Mating Area Plating Material Finish	Matte
Contact Underplating Material	Nickel
PCB Contact Termination Area Plating Material	Tin
Contact Mating Area Plating Material	Tin
Contact Type	Pin
Contact Current Rating (Max)	9 A

Termination Features

Rectangular Termination Post & Tail Thickness	.55 mm[.021 in]
Rectangular Termination Post & Tail Width	1.14 mm[.044 in]
Termination Method to Printed Circuit Board	Through Hole - Solder

Mechanical Attachment

Mating Alignment Type	Polarization
Mating Retention	Without
Connector Mounting Type	Board Mount
Mating Alignment	With
PCB Mount Alignment	Without
PCB Mount Retention	With

Housing Features

Housing Material	PA 9T
Centerline (Pitch)	1.4 mm[.055 in]

Dimensions

Row-to-Row Spacing	4.2 mm[.165 in]
--------------------	-----------------

Usage Conditions

Operating Temperature Range	-25 - 85 °C[-13 - 185 °F]
-----------------------------	---------------------------

Operation/Application

--



Circuit Application	Power
---------------------	-------

Industry Standards

UL Flammability Rating	UL 94V-0
------------------------	----------

Packaging Features

Packaging Method	Tray
------------------	------

Product Compliance

For compliance documentation, visit the product page on [TE.com](#)>

EU RoHS Directive 2011/65/EU	Compliant
EU ELV Directive 2000/53/EC	Compliant
China RoHS 2 Directive MIIT Order No 32, 2016	No Restricted Materials Above Threshold
EU REACH Regulation (EC) No. 1907/2006	Current ECHA Candidate List: JAN 2024 (240) Candidate List Declared Against: JAN 2024 (240) Does not contain REACH SVHC
Halogen Content	Not Low Halogen - contains Br or Cl > 900 ppm.
Solder Process Capability	Wave solder capable to 265°C

Product Compliance Disclaimer

This information is provided based on reasonable inquiry of our suppliers and represents our current actual knowledge based on the information they provided. This information is subject to change. The part numbers that TE has identified as EU RoHS compliant have a maximum concentration of 0.1% by weight in homogenous materials for lead, hexavalent chromium, mercury, PBB, PBDE, DBP, BBP, DEHP, DIBP, and 0.01% for cadmium, or qualify for an exemption to these limits as defined in the Annexes of Directive 2011/65/EU (RoHS2). Finished electrical and electronic equipment products will be CE marked as required by Directive 2011/65/EU. Components may not be CE marked. Additionally, the part numbers that TE has identified as EU ELV compliant have a maximum concentration of 0.1% by weight in homogenous materials for lead, hexavalent chromium, and mercury, and 0.01% for cadmium, or qualify for an exemption to these limits as defined in the Annexes of Directive 2000/53/EC (ELV). Regarding the REACH Regulation, the information TE provides on SVHC in articles for this part number is based on the latest European Chemicals Agency (ECHA) 'Guidance on requirements for substances in articles' posted at this URL: <https://echa.europa.eu/guidance-documents/guidance-on-reach>

Compatible Parts




TE Part # 1-1775099-3
ATX PWR CONN 1 BDLK 24 POS

Also in the Series | ATX Power



DVI Receptacles(3)



PCB Headers & Receptacles(32)

Customers Also Bought



TE Part # 2149027-1
MiniSAS HD 1x1 Rec Assy



TE Part # 1-1462037-4
IM03GR=IM RELAY 140mW 5V



TE Part # 3-2176403-4
3550 24R 1%



TE Part # 1-2176403-3
3550 3R3 1%



TE Part # 1-2176403-8
3550 5R1 1%




TE Part # 1-2328461-1
280 POS., CONNECTOR ASSEMBLY,
SLIVER 2.0



TE Part # 6-2176482-9
RA73F 2A 261R 0.1% 5K RL



TE Part # 2368060-7
DDR4 DIMM 288 Pin SMT type



TE Part # 2368060-8
DDR4 DIMM 288 Pin SMT type



Documents

CAD Files

3D PDF

3D

Customer View Model

ENG_CVM_CVM_1775099-8_E.2d_dxf.zip

English

Customer View Model

ENG_CVM_CVM_1775099-8_E.3d_igs.zip

English

Customer View Model

ENG_CVM_CVM_1775099-8_E.3d_stp.zip

English

By downloading the CAD file I accept and agree to the [Terms and Conditions](#) of use.

Product Specifications

Product Specification

English

Product Specification

English