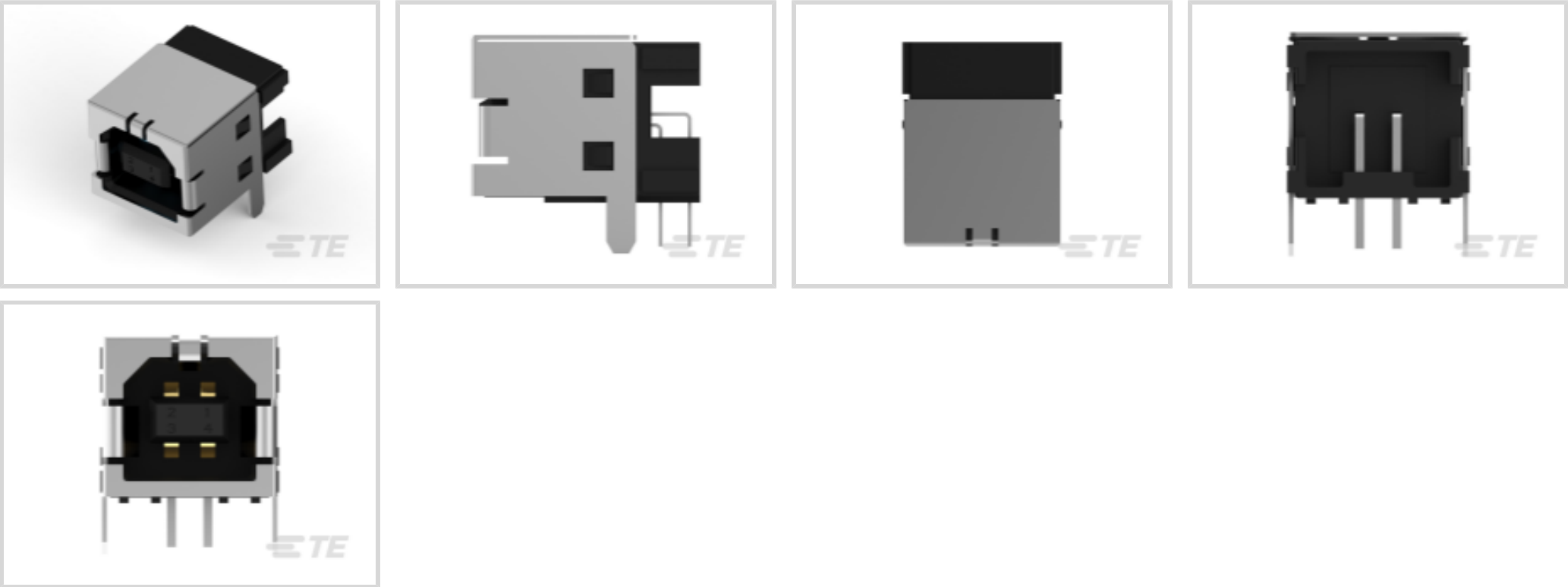




Connectors > Audio & Video Connectors > USB Connectors



USB Adapter Type: B

USB Version: 2.0

Connector Profile: Standard

Connector & Housing Type: Receptacle

Number of Ports: 1

Features

Product Type Features

Integral Locking Latch	Without
USB Adapter Type	B
USB Version	2.0
Connector & Housing Type	Receptacle
Connector System	Cable-to-Board
Connector & Contact Terminates To	Printed Circuit Board
USB Connector Type	USB 2.0 Type-B

Configuration Features

Number of Ports	1
Number of Positions	4

Body Features

Offset	0 mm
Shell Plating Finish	Matte
Shell Plating Material	Nickel



Connector Profile	Standard
Contact Features	
Contact Mating Area Plating Material Thickness	.76 µm[29.92 µin]
Contact Mating Area Plating Material	Gold Flash over Palladium Nickel
Contact Current Rating (Max)	1 A
Termination Features	
Termination Post & Tail Length	3.01 mm[.119 in]
Termination Method to Printed Circuit Board	Through Hole - Solder
Mechanical Attachment	
Locking Feature	With
PCB Mount Location	Top
PCB Connector Seating	Flush
PCB Mount Retention Type	Straight Leg
Connector Mounting Type	Board Mount
Housing Features	
Housing Material	Thermoplastic
Housing Color	Black
Body Orientation	Right Angle
Centerline (Pitch)	2.5 mm[.098 in]
Dimensions	
PCB Thickness (Recommended)	1.57 mm[.062 in]
Usage Conditions	
Soldering Temperature (Max)	260 °C[500 °F]
Mating Cycles (Max)	1500
Operating Temperature Range	-55 - 85 °C[-67 - 185 °F]
Operation/Application	
Halogen Free	No
Circuit Application	Signal
Industry Standards	
Test Identification (TID)	60001136
Moisture Sensitivity Level	1
Industry Standard	USB 2.0



UL Flammability Rating	UL 94V-0
------------------------	----------

Packaging Features

Packaging Quantity	273
Packaging Method	Box & Tray, Tray

Product Compliance


For compliance documentation, visit the product page on TE.com>

EU RoHS Directive 2011/65/EU	Compliant
EU ELV Directive 2000/53/EC	Compliant
China RoHS 2 Directive MIIT Order No 32, 2016	No Restricted Materials Above Threshold
EU REACH Regulation (EC) No. 1907/2006	Current ECHA Candidate List: JAN 2024 (240) Candidate List Declared Against: JAN 2024 (240) Does not contain REACH SVHC
Halogen Content	Low Bromine/Chlorine - Br and Cl < 900 ppm per homogenous material. Also BFR /CFR/PVC Free
Solder Process Capability	Wave solder capable to 265°C


Product Compliance Disclaimer

This information is provided based on reasonable inquiry of our suppliers and represents our current actual knowledge based on the information they provided. This information is subject to change. The part numbers that TE has identified as EU RoHS compliant have a maximum concentration of 0.1% by weight in homogenous materials for lead, hexavalent chromium, mercury, PBB, PBDE, DBP, BBP, DEHP, DIBP, and 0.01% for cadmium, or qualify for an exemption to these limits as defined in the Annexes of Directive 2011/65/EU (RoHS2). Finished electrical and electronic equipment products will be CE marked as required by Directive 2011/65/EU. Components may not be CE marked. Additionally, the part numbers that TE has identified as EU ELV compliant have a maximum concentration of 0.1% by weight in homogenous materials for lead, hexavalent chromium, and mercury, and 0.01% for cadmium, or qualify for an exemption to these limits as defined in the Annexes of Directive 2000/53/EC (ELV). Regarding the REACH Regulation, the information TE provides on SVHC in articles for this part number is based on the latest European Chemicals Agency (ECHA) 'Guidance on requirements for substances in articles' posted at this URL: <https://echa.europa.eu/guidance-documents/guidance-on-reach>


Customers Also Bought




TE Part # 2-5499141-3  
A/L UNIV HDR 16P RA LG LAT BLUE



TE Part # 8-102203-4  
03 MODII HDR SRRA SHRD LF

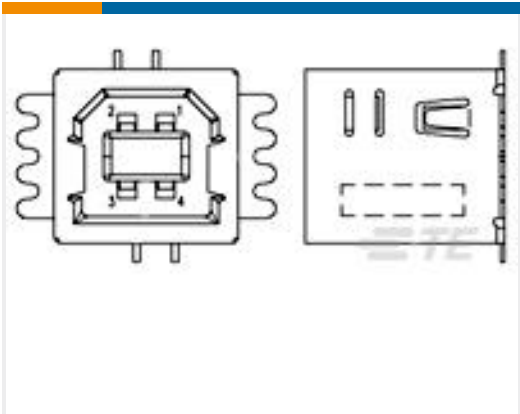


TE Part # 7-534998-0  
40 MODIV VRT DR CE 100/125



TE Part # 770829-1  
04P CMNL HDR R/A BLK HT T/L





TE Part # 1734517-1  
STD USB TYPE B, VERTICAL, SMT, GRD FINGER



TE Part # 61320-1  
CMNL PCB SOK PTPHBZ



TE Part # 5-534998-7  
14 MODIV VRT DR CE 100/125



TE Part # 1-103168-4  
32 MODII HDR DRST SHRD .100CL

TE Part # 2246023-1  
Flex. Antenna Assembly

Documents

Product Drawings

STD USB TYPE B, R/A, T/H

English

CAD Files

3D PDF

3D

Customer View Model

ENG\_CVM\_CVM\_292317-4\_C.2d\_dxf.zip

English

Customer View Model

ENG\_CVM\_CVM\_292317-4\_C.3d\_igs.zip

English

Customer View Model

ENG\_CVM\_CVM\_292317-4\_C.3d\_stp.zip

English

By downloading the CAD file I accept and agree to the [Terms and Conditions](#) of use.

Product Specifications

Application Specification

English

Agency Approvals

UL Report

English