




TE Internal #: 1-338086-3

RJ25 Connectors, Single Port, 1 x 1, Standard Profile, RJ Type Jacks & Plugs, Standard Connector Contact Density, Jack, Standard - Latch Down

[View on TE.com >](#)

Connectors > Modular Jacks & Plugs > RJ25 Connectors



Port Configuration: **Single Port**

Port Matrix Configuration: **1 x 1**

Connector Profile: **Standard**

Modular Jacks & Plugs Products: **RJ Type Jacks & Plugs**

Connector Contact Density: **Standard**

Features

Product Type Features

Grounding Options	None
Connector Product Type	Connector Assembly
Connector System	Cable-to-Board
Connector & Contact Terminates To	Printed Circuit Board
Modular Jacks & Plugs Products	RJ Type Jacks & Plugs
Modular Connector Style	Jack

Configuration Features

Number of Positions	6
Port Configuration	Single Port
Port Matrix Configuration	1 x 1
Connector Contact Density	Standard
PCB Mount Orientation	Vertical
Number of Loaded Positions	6

Body Features

--	--



Connector Profile	Standard
Modular Jack Latch Orientation	Standard - Latch Down

Contact Features

Contact Underplating Material	Nickel
Contact Base Material	Phosphor Bronze
Contact Mating Area Plating Material	Nickel
Contact Current Rating (Max)	1.5 A
PCB Contact Termination Area Plating Material	Tin

Termination Features

Termination Method to Printed Circuit Board	Surface Mount
---	---------------

Mechanical Attachment

Mating Alignment	Without
Connector Mounting Type	Board Mount
Panel Mount Feature	With

Housing Features

Mating Entry Location	Top
Housing Color	Black
Housing Material	G.F. PA 9T
Centerline (Pitch)	1.27 mm[.05 in]

Dimensions

Connector Height	12.7 mm[.5 in]
PCB Thickness (Recommended)	1.57 mm[.062 in]

Usage Conditions

Operating Temperature Range	-40 - 70 °C[-40 - 158 °F]
-----------------------------	---------------------------

Operation/Application

Circuit Application	Signal
Shielded	No

Industry Standards

Performance Category	Cat 3
UL Flammability Rating	UL 94V-0

Packaging Features

--	--



Packaging Reel Diameter	36 cm
Packaging Method	Piece/Reel, Tape Mounted on Reel
Packaging Quantity	300

Product Compliance

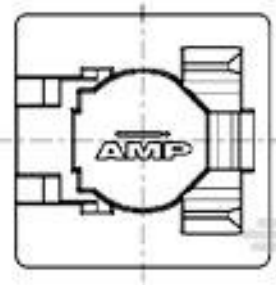
For compliance documentation, visit the product page on TE.com>

EU RoHS Directive 2011/65/EU	Compliant
EU ELV Directive 2000/53/EC	Compliant
China RoHS 2 Directive MIIT Order No 32, 2016	No Restricted Materials Above Threshold
EU REACH Regulation (EC) No. 1907/2006	Current ECHA Candidate List: JAN 2024 (240) Candidate List Declared Against: JAN 2024 (240) Does not contain REACH SVHC
Halogen Content	Low Halogen - Br, Cl, F, I < 900 ppm per homogenous material. Also BFR/CFR/PVC Free
Solder Process Capability	Reflow solder capable to 260°C

Product Compliance Disclaimer

This information is provided based on reasonable inquiry of our suppliers and represents our current actual knowledge based on the information they provided. This information is subject to change. The part numbers that TE has identified as EU RoHS compliant have a maximum concentration of 0.1% by weight in homogenous materials for lead, hexavalent chromium, mercury, PBB, PBDE, DBP, BBP, DEHP, DIBP, and 0.01% for cadmium, or qualify for an exemption to these limits as defined in the Annexes of Directive 2011/65/EU (RoHS2). Finished electrical and electronic equipment products will be CE marked as required by Directive 2011/65/EU. Components may not be CE marked. Additionally, the part numbers that TE has identified as EU ELV compliant have a maximum concentration of 0.1% by weight in homogenous materials for lead, hexavalent chromium, and mercury, and 0.01% for cadmium, or qualify for an exemption to these limits as defined in the Annexes of Directive 2000/53/EC (ELV). Regarding the REACH Regulation, the information TE provides on SVHC in articles for this part number is based on the latest European Chemicals Agency (ECHA) 'Guidance on requirements for substances in articles' posted at this URL: <https://echa.europa.eu/guidance-documents/guidance-on-reach>

Compatible Parts



TE Part # 106307-1
[6P.COVER/SOLD.STOP](#)

Customers Also Bought

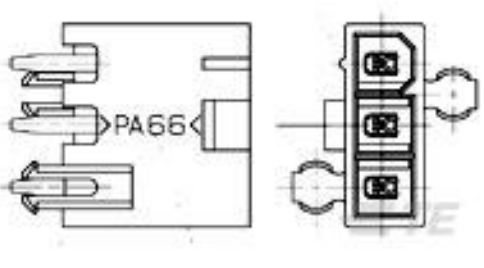




TE Part # 172156-1
1 CIR UNIV M-N-L CAP



TE Part # 796642-4
4POS 5.0MM CE VRT HDR,TRM BLK



TE Part # 2029056-3
3P VAL-U-LOK SR HDR SN V0 W/DH



TE Part # 2331415-1
DET SW4.2X3.6X1.2 JB VERT(DW) NO AGAU RL



TE Part # 1825057-2
ADE0304=DIP SWITCH,EXT,THRU/HL



TE Part # ANT-LTE-SP610-T
Antenna SP610 PCB RPC LTE SMT T&R

TE Part # 148510-1
2MMRS,ASY,072,R/A,HDR,PKG

Documents

Product Drawings

6/6 INV.MOD JACK

English

CAD Files

3D PDF

3D

Customer View Model

ENG_CVM_CVM_1-338086-3_Z.2d_dxf.zip

English

Customer View Model

ENG_CVM_CVM_1-338086-3_Z.3d_igs.zip

English

Customer View Model

ENG_CVM_CVM_1-338086-3_Z.3d_stp.zip

English

By downloading the CAD file I accept and agree to the [Terms and Conditions](#) of use.

Datasheets & Catalog Pages

82066 - Modular Jacks and MRJ21 Product catalog - Single Port Modular Jacks section

English

Product Specifications

AMP surface mount modular jack

English

Application Specification

English



[Agency Approvals](#)

[UL Report](#)

English