



Relays & Contactors > Relays > Power Relays



Relay Type: Industrial Panel Plug-In

Coil Magnetic System: Monostable

Coil Power Rating DC: 1250 mW

Coil Resistance: 472 Ω

Coil Special Features: UL Coil Insulation Class B

Features

Product Type Features

Relay Type	Industrial Panel Plug-In
------------	--------------------------

Configuration Features

Coil Special Features	UL Coil Insulation Class B
Contact Arrangement	3 Form C (CO)
Contact Number of Poles	3

Electrical Characteristics

Insulation Initial Dielectric Between Contacts & Coil	2200 Vrms
Insulation Initial Dielectric Between Open Contacts	1200 Vrms
Contact Limiting Making Current	10 A
Contact Limiting Short-Time Current	10 A
Contact Limiting Continuous Current	10 A
Insulation Initial Dielectric Between Adjacent Contacts	2200 Vrms
Insulation Initial Resistance	100 M Ω
Contact Limiting Breaking Current	10 A
Coil Power Rating DC	1250 mW
Coil Resistance	472 Ω
Coil Voltage Rating	24 VDC
Contact Current Rating	10 A
Contact Switching Load (Min)	300mA @ 12V



Contact Voltage Rating	240 VAC
------------------------	---------

Body Features

Product Weight	85 g[2.988 oz]
----------------	----------------

Contact Features

Contact Material	AgCdO
------------------	-------

Termination Features

Relay Connection Type	Plug-In
Terminal Configuration	Solder Pins

Mechanical Attachment

Product Mount Type	Socket
--------------------	--------

Dimensions

Product Width	35.71 mm[1.4 in]
Product Length	38.89 mm[1.53 in]
Product Height	49.2 mm[1.93 in]

Usage Conditions

Environmental Ambient Temperature (Max)	70 °C[158 °F]
Operating Temperature Range	-45 - 70 °C

Operation/Application

Actuating System	DC
Coil Magnetic System	Monostable

Packaging Features

Packaging Method	Package
------------------	---------

Other

Length Class (Mechanical)	35 - 40 mm
Insulation Initial Dielectric Between Coil & Contact Class	1500 - 2500 V
Environmental Ambient Temperature Class	50 - 70 °C
Height Class (Mechanical)	40 - 50 mm
Coil Power Rating Class	1000 - 1500 mW
Width Class (Mechanical)	30 - 40 mm
Contact Current Class	16 A



Product Compliance

For compliance documentation, visit the product page on TE.com>

EU RoHS Directive 2011/65/EU	Compliant with Exemptions
EU ELV Directive 2000/53/EC	Compliant
China RoHS 2 Directive MIIT Order No 32, 2016	Restricted Materials Above Threshold
EU REACH Regulation (EC) No. 1907/2006	Current ECHA Candidate List: JAN 2024 (240) Candidate List Declared Against: JAN 2021 (211) SVHC > Threshold: Cadmium oxide (7.95% in Component Part) Cadmium oxide (12.06% in Component Part) Article Safe Usage Statements: Use personal protective equipment as required. Do not eat, drink or smoke when using this product. Recycle if possible and dispose of the article by following all applicable governmental regulations relevant to your geographic location.
Halogen Content	Not Yet Reviewed for halogen content
Solder Process Capability	Wave solder capable to 260°C


Product Compliance Disclaimer

This information is provided based on reasonable inquiry of our suppliers and represents our current actual knowledge based on the information they provided. This information is subject to change. The part numbers that TE has identified as EU RoHS compliant have a maximum concentration of 0.1% by weight in homogenous materials for lead, hexavalent chromium, mercury, PBB, PBDE, DBP, BBP, DEHP, DIBP, and 0.01% for cadmium, or qualify for an exemption to these limits as defined in the Annexes of Directive 2011/65/EU (RoHS2). Finished electrical and electronic equipment products will be CE marked as required by Directive 2011/65/EU. Components may not be CE marked. Additionally, the part numbers that TE has identified as EU ELV compliant have a maximum concentration of 0.1% by weight in homogenous materials for lead, hexavalent chromium, and mercury, and 0.01% for cadmium, or qualify for an exemption to these limits as defined in the Annexes of Directive 2000/53/EC (ELV). Regarding the REACH Regulation, the information TE provides on SVHC in articles for this part number is based on the latest European Chemicals Agency (ECHA) 'Guidance on requirements for substances in articles' posted at this URL: <https://echa.europa.eu/guidance-documents/guidance-on-reach>

Compatible Parts



Also in the Series | Potter & Brumfield KUP



Power Relays(139)



Relay Accessories, Sockets & Clips(10)

Customers Also Bought



TE Part # 5745183-7
09 RCPT SP/MS STD



TE Part # 1-1734100-0
Champ050 series, 100pos, Au over PdNi




TE Part # 282880-3
TERMI-BLOK PCB MOUNT 2ND 3P. 5




TE Part # 5-102203-9
12 MODII HDR SRRA SHRD LF



TE Part # 4-2176349-3
CRGCQ 2512 33K 1%



TE Part # 5-146256-4
08 MODII HDR DRST B/A .100CL LF



TE Part # 5-5175473-5
.050CL, CHAMP, VERT PLUG, 40 POSN



TE Part # 4-641210-8
18P MTA156 HDR FLRA FB 30AU LF

Documents

CAD Files

3D PDF

3D

Customer View Model

ENG_CVM_CVM_2-1393118-1_D.2d_dxf.zip

English

Customer View Model

ENG_CVM_CVM_2-1393118-1_D.3d_igs.zip

English

Customer View Model

ENG_CVM_CVM_2-1393118-1_D.3d_stp.zip

English

By downloading the CAD file I accept and agree to the [Terms and Conditions](#) of use.

Datasheets & Catalog Pages

KU Sockets & Accessories

English



KUP Series Panel Plug-in Relay

English

Product Specifications

Definitions General Purpose Relays

English

Agency Approvals

UL

English