



Connectors > PCB Connectors > PCB Headers & Receptacles



PCB Connector Assembly Type: **PCB Mount Header**

PCB Mount Orientation: **Vertical**

Connector System: **Board-to-Board**

Number of Positions: **4**

Number of Rows: **1**

Features

Product Type Features

PCB Connector Assembly Type	PCB Mount Header
Connector System	Board-to-Board
Header Type	Breakaway
Sealable	No
Connector & Contact Terminates To	Printed Circuit Board

Configuration Features

Connector Contact Load Condition	Fully Loaded
PCB Mount Orientation	Vertical
Number of Positions	4
Number of Rows	1
Board-to-Board Configuration	Parallel

Body Features

Primary Product Color	Black
-----------------------	-------

Contact Features

Mating Square Post Dimension	.64 mm[.025 in]
PCB Contact Termination Area Plating Material Thickness	3 – 5 µm
Contact Shape & Form	Square
Contact Underplating Material	Nickel



PCB Contact Termination Area Plating Material	Tin
Contact Base Material	Copper Zinc, Phosphor Bronze
Contact Mating Area Plating Material	Gold
Contact Mating Area Plating Material Thickness	.8 μm[31.5 μin]
Contact Type	Pin
Contact Current Rating (Max)	5 A

Termination Features

Square Termination Post & Tail Dimension	.64 mm[.025 in]
Termination Method to Printed Circuit Board	Surface Mount

Mechanical Attachment

Mating Alignment	Without
PCB Mount Retention	Without
PCB Mount Alignment	Without
Connector Mounting Type	Board Mount

Housing Features

Centerline (Pitch)	2.54 mm[.1 in]
Housing Material	PCT GF

Dimensions

PCB Thickness (Recommended)	1.6 mm[.063 in]
-----------------------------	-----------------

Usage Conditions

Housing Temperature Rating	Standard
Operating Temperature Range	-65 – 105 °C[-85 – 221 °F]

Operation/Application

Circuit Application	Signal
---------------------	--------

Industry Standards

UL Flammability Rating	UL 94V-0
------------------------	----------

Packaging Features

Packaging Quantity	500
Packaging Method	Reel

Product Compliance

For compliance documentation, visit the product page on [TE.com](#)>



EU RoHS Directive 2011/65/EU	Compliant
EU ELV Directive 2000/53/EC	Compliant
China RoHS 2 Directive MIIT Order No 32, 2016	No Restricted Materials Above Threshold
EU REACH Regulation (EC) No. 1907/2006	Current ECHA Candidate List: JAN 2024 (240) Candidate List Declared Against: JAN 2024 (240) Does not contain REACH SVHC
Halogen Content	Not Low Halogen - contains Br or Cl > 900 ppm.
Solder Process Capability	Reflow solder capable to 260°C

Product Compliance Disclaimer

This information is provided based on reasonable inquiry of our suppliers and represents our current actual knowledge based on the information they provided. This information is subject to change. The part numbers that TE has identified as EU RoHS compliant have a maximum concentration of 0.1% by weight in homogenous materials for lead, hexavalent chromium, mercury, PBB, PBDE, DBP, BBP, DEHP, DIBP, and 0.01% for cadmium, or qualify for an exemption to these limits as defined in the Annexes of Directive 2011/65/EU (RoHS2). Finished electrical and electronic equipment products will be CE marked as required by Directive 2011/65/EU. Components may not be CE marked. Additionally, the part numbers that TE has identified as EU ELV compliant have a maximum concentration of 0.1% by weight in homogenous materials for lead, hexavalent chromium, and mercury, and 0.01% for cadmium, or qualify for an exemption to these limits as defined in the Annexes of Directive 2000/53/EC (ELV). Regarding the REACH Regulation, the information TE provides on SVHC in articles for this part number is based on the latest European Chemicals Agency (ECHA) 'Guidance on requirements for substances in articles' posted at this URL: <https://echa.europa.eu/guidance-documents/guidance-on-reach>

Compatible Parts

TE Part # 215297-4
4P HV100 REC CON. TE, 7.0MM

TE Part # 1241152-4
4P HV100 REC. CON, SMD, GOLD, BLISTER

TE Part # 216602-4
4P HV190 FEDERLEIS


TE Part # 215299-4
4P HV100 REC CON. TE, 8.5MM

TE Part # 925366-4
MOD 4 REC. HSG 4P.


TE Part # 966657-4
4P HV100 REC. CON, SMD, GOLD, TUBE PACK

TE Part # 829265-4
4P HV100 REC.CON. B/TE,6,2,NO KINK

Also in the Series | AMPMODU Headers



Connector Caps & Covers(1)




Connector Contacts(64)



Connector Hardware(2)



PCB Headers & Receptacles(3490)



Wire-to-Board Connector Assemblies & Housings(5)

Customers Also Bought



TE Part #3-5177986-5
0.8FH,P08H.5,120,08/Sn,TR,SC



TE Part #2-2176055-2
RLP73N 2B R075 1% 1K RL



TE Part #2205063-1
CA MICRO-MATCH MOW-MOW
10POS



TE Part #1241150-5
5P MOD II BREAK AWAY HDR , SMD,
BLISTER



TE Part #1241150-8
8P MOD II BREAK AWAY HDR , SMD,
BLISTER



TE Part #3-87456-6
40 MODIV HSG DR MRKD .100CL



TE Part #2-1474644-5
FSN-21A-10

Documents

Product Drawings

4P MOD II BREAK AWAY HDR , SMD, BLISTER

English

CAD Files

3D PDF

3D

Customer View Model

ENG_CVM_CVM_1241150-4_C.2d_dxf.zip

1241150-4

PCB Mount Header, Vertical, Board-to-Board, 4 Position, 2.54 mm [.1 in] Centerline, Breakaway, Gold, Surface Mount, Signal, Black, AMPMODU Headers



English

Customer View Model

[ENG_CVM_CVM_1241150-4_C.3d_igs.zip](#)

English

Customer View Model

[ENG_CVM_CVM_1241150-4_C.3d_stp.zip](#)

English

By downloading the CAD file I accept and agree to the [Terms and Conditions](#) of use.