



Relays & Contactors > Circuit Breakers



Circuit Breaker Type: **Magnetic**

Circuit Function: **Series Trip**

Illuminated: **Without**

Actuator Color: **Black**

Operating Voltage: **277 VAC**

Features

Product Type Features

Illumination Type	No Light
Actuator Type	Toggle
Circuit Breaker Type	Magnetic
Illuminated	Without

Configuration Features

	2.28 x 2.065 in
Circuit Function	Series Trip
Number of Poles	3

Electrical Characteristics

Operating Voltage	277 VAC
Current Rating	25 A
Interrupt Capacity	5000A @ 277VAC

Body Features

Actuator Color	Black
----------------	-------

Contact Features

Trip Time at 200%	2.2 - 20 seconds
-------------------	------------------

Termination Features

Terminal Configuration	10-32 Stud
------------------------	------------



Mechanical Attachment

Mounting Options	6-32 Mounting Threads
------------------	-----------------------

Dimensions

Product Height	63.5 mm[2.5 in]
----------------	-----------------

Identification Marking

Stamped Marking Type	International I/O
----------------------	-------------------

Product Compliance

For compliance documentation, visit the product page on TE.com>

EU RoHS Directive 2011/65/EU	Compliant with Exemptions
EU ELV Directive 2000/53/EC	Compliant
China RoHS 2 Directive MIIT Order No 32, 2016	Restricted Materials Above Threshold
EU REACH Regulation (EC) No. 1907/2006	Current ECHA Candidate List: JAN 2024 (240) Candidate List Declared Against: JUNE 2022 (224) SVHC > Threshold: Cadmium oxide (7.95% in Component part) Article Safe Usage Statements: Use personal protective equipment as required. Do not eat, drink or smoke when using this product. Recycle if possible and dispose of the article by following all applicable governmental regulations relevant to your geographic location.
Halogen Content	Not Low Halogen - contains Br or Cl > 900 ppm.
Solder Process Capability	Not applicable for solder process capability

Product Compliance Disclaimer

This information is provided based on reasonable inquiry of our suppliers and represents our current actual knowledge based on the information they provided. This information is subject to change. The part numbers that TE has identified as EU RoHS compliant have a maximum concentration of 0.1% by weight in homogenous materials for lead, hexavalent chromium, mercury, PBB, PBDE, DBP, BBP, DEHP, DIBP, and 0.01% for cadmium, or qualify for an exemption to these limits as defined in the Annexes of Directive 2011/65/EU (RoHS2). Finished electrical and electronic equipment products will be CE marked as required by Directive 2011/65/EU. Components may not be CE marked. Additionally, the part numbers that TE has identified as EU ELV compliant have a maximum concentration of 0.1% by weight in homogenous materials for lead, hexavalent chromium, and mercury, and 0.01% for cadmium, or qualify for an exemption to these limits as defined in the Annexes of Directive 2000/53/EC (ELV). Regarding the REACH Regulation, the information TE provides on SVHC in articles for this part number is based on the latest European Chemicals Agency (ECHA) 'Guidance on requirements for substances in articles' posted at this URL: <https://echa.europa.eu/guidance-documents/guidance-on-reach>

Compatible Parts





TE Part # 8-32589-2
TERMINAL,PIDG SPD 12-10 10




TE Part # 1393255-8
W93-X112-30=M6/M7/M9/W6/W7



TE Part # 2-36161-3
TERMINAL,PIDG R IR 12 10

Also in the Series

Potter & Brumfield W9




Circuit Breakers(69)

Customers Also Bought



TE Part # 205561-2
RECEPT ASSY,37 POSN,AMPLIMITE



TE Part # 34304
SPLICE,CE 22-14



TE Part # 1393255-8
W93-X112-30=M6/M7/M9/W6/W7



TE Part # 1825222-2
TT13A2T04



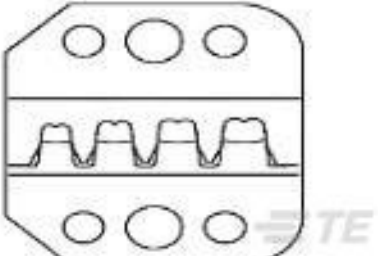
TE Part # YDTS26F23-53PNV001
PLUG ASSY



TE Part # 204507-1
AMPLIMITE,ASY,PLUG,STD,90,4



TE Part # 204521-3
AMPLIMITE,ASY,PLUG,STD,90,5,KIT



TE Part # 58524-2
PROCrimper DIE



TE Part # 1532175-3
M83513/04-E03N, MCKS-N1-B-31S6G9-18.0



TE Part # YDTS26T21-35SAV001
PLUG ASSY



Documents

CAD Files

3D PDF

3D

Customer View Model

ENG_CVM_CVM_1393255-6_E.2d_dxf.zip

English

Customer View Model

ENG_CVM_CVM_1393255-6_E.3d_igs.zip

English

Customer View Model

ENG_CVM_CVM_1393255-6_E.3d_stp.zip

English

By downloading the CAD file I accept and agree to the [Terms and Conditions](#) of use.

Datasheets & Catalog Pages

W6/W9 Magnetic Hydraulic Circuit Breaker

English

Agency Approvals

UL

English