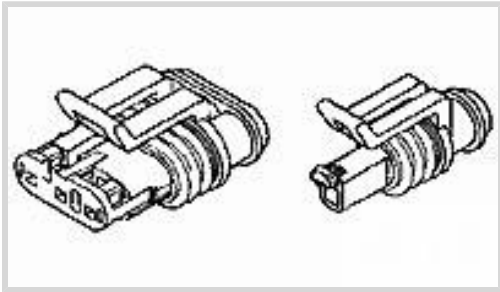




Connectors > Automotive Connectors > Automotive Housings > AMP SUPERSEAL 1.5MM, CONNECTOR HOUSING



Connector System: Wire-to-Board, Wire-to-Device, Wire-to-Wire

Number of Positions: 5

Connector & Housing Type: Housing for Female Terminals

Centerline (Pitch): 6 mm [.236 in]

Sealable: Yes

[All AMP SUPERSEAL 1.5MM, CONNECTOR HOUSING \(27\)](#)

Features

Product Type Features

Mixed & Hybrid Connector	No
Connector Shape	Rectangular
Connector System	Wire-to-Board, Wire-to-Device, Wire-to-Wire
Connector & Housing Type	Housing for Female Terminals
Sealable	Yes
Connector & Contact Terminates To	Wire & Cable
Primary Locking Feature	Integrated in Housing

Configuration Features

Number of Positions	5
Number of Rows	1

Electrical Characteristics

Operating Voltage	24 VDC
Nominal Voltage Architecture	12 V, 24 V

Body Features

Cable Exit Angle	180°
Primary Product Color	Black



Connector & Keying Code	Neutral
-------------------------	---------

Contact Features

Contact Size	1.5mm
Contact Type	Receptacle
Mating Tab Width	1.5 mm[.059 in]
Contact Current Rating (Max)	14 A

Mechanical Attachment

Terminal Position Assurance	Yes
Strain Relief	Without
Mating Alignment Type	Polarization Slot
Mating Alignment	With
Connector Mounting Type	Cable Mount (Free-Hanging)

Housing Features

Housing Material	PA GF
Centerline (Pitch)	6 mm[.236 in]

Dimensions

Connector Height	32.2 mm[1.268 in]
Product Width	9.3 mm[.366 in]
Product Length	40.9 mm[1.61 in]

Usage Conditions

Operating Temperature (Max)	70 °C, 75 °C, 80 °C, 85 °C, 90 °C, 100 °C, 105 °C, 110 °C, 120 °C, 125 °C[158 °F][167 °F][176 °F][185 °F][194 °F][212 °F][221 °F][230 °F][248 °F][257 °F]
Operating Temperature Range	-40 - 125 °C[-40 - 257 °F]

Operation/Application

Circuit Application	Signal
---------------------	--------

Industry Standards

Degree of Protection	IP67
----------------------	------

Packaging Features

Packaging Quantity	400
Packaging Method	Bag

Other



Serviceable	Yes
Connector Position Assurance Capable	No

Product Compliance

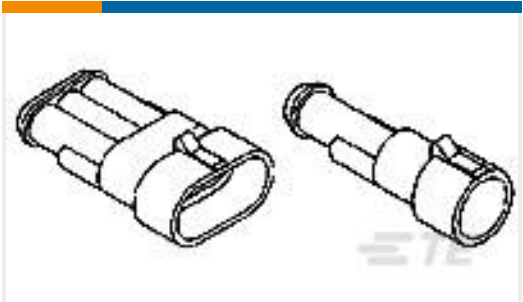
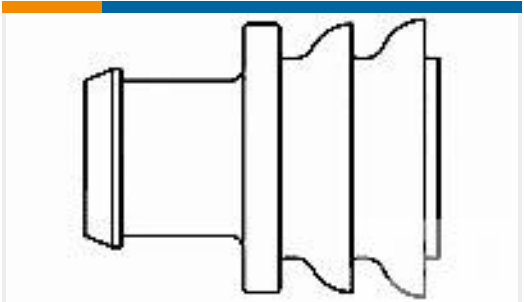
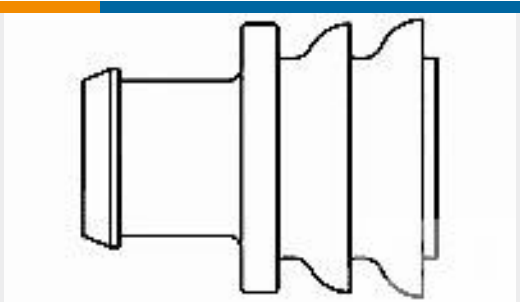
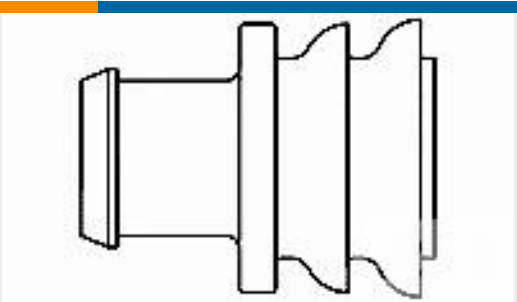
For compliance documentation, visit the product page on TE.com>

EU RoHS Directive 2011/65/EU	Compliant
EU ELV Directive 2000/53/EC	Compliant
China RoHS 2 Directive MIIT Order No 32, 2016	No Restricted Materials Above Threshold
EU REACH Regulation (EC) No. 1907/2006	Current ECHA Candidate List: JAN 2024 (240) Candidate List Declared Against: JAN 2024 (240) Does not contain REACH SVHC
Halogen Content	BFR/CFR/PVC Free, but Br/Cl >900 ppm in other sources.
Solder Process Capability	Not applicable for solder process capability

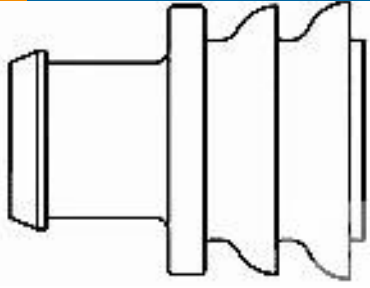
Product Compliance Disclaimer

This information is provided based on reasonable inquiry of our suppliers and represents our current actual knowledge based on the information they provided. This information is subject to change. The part numbers that TE has identified as EU RoHS compliant have a maximum concentration of 0.1% by weight in homogenous materials for lead, hexavalent chromium, mercury, PBB, PBDE, DBP, BBP, DEHP, DIBP, and 0.01% for cadmium, or qualify for an exemption to these limits as defined in the Annexes of Directive 2011/65/EU (RoHS2). Finished electrical and electronic equipment products will be CE marked as required by Directive 2011/65/EU. Components may not be CE marked. Additionally, the part numbers that TE has identified as EU ELV compliant have a maximum concentration of 0.1% by weight in homogenous materials for lead, hexavalent chromium, and mercury, and 0.01% for cadmium, or qualify for an exemption to these limits as defined in the Annexes of Directive 2000/53/EC (ELV). Regarding the REACH Regulation, the information TE provides on SVHC in articles for this part number is based on the latest European Chemicals Agency (ECHA) 'Guidance on requirements for substances in articles' posted at this URL: <https://echa.europa.eu/guidance-documents/guidance-on-reach>

Compatible Parts

 <p>TE Part # 282107-1 AMP SUPERSEAL 1.5 SERIES 5P CA</p>	 <p>TE Part # 281934-3 SINGLE WIRE SEAL</p>	 <p>TE Part # 282081-1 RUBBER PLUG</p>	 <p>TE Part # 281934-2 SINGLE WIRE SEAL</p>
--	---	---	--







TE Part # 281934-4
SINGLE WIRE SEAL



TE Part # CAT-AM71-T273
AMP SUPERSEAL 1.5MM,
RECEPTACLE AND TAB




TE Part # 2452133-1
EXTRACTION TOOL




TE Part # 282060-1
PLUG HOUSING


Also in the Series | AMP Superseal 1.5mm Series




Automotive Connector Caps & Covers
(2)




Automotive Housings(36)




Automotive Terminals(17)



Connector Seals & Cavity Plugs(6)



Insertion & Extraction Tools(3)



Other Automotive Connector
Accessories(3)

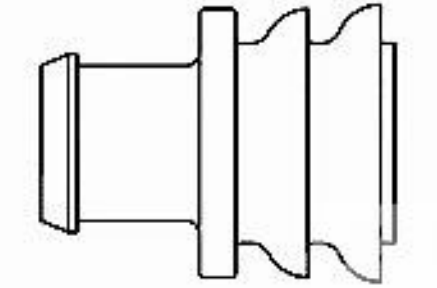


PCB Headers & Receptacles(2)

Customers Also Bought



TE Part # 282105-1
AMP SUPERSEAL 1.5MM,
CONNECTOR HOUSING



TE Part # 281934-2
SINGLE WIRE SEAL



TE Part # 183025-1
AMP SUPERSEAL 1.5MM,
RECEPTACLE AND TAB

Documents

Product Drawings
AMP SUPERSEAL 1.5 SERIES 5P PL

English

CAD Files
3D PDF

3D



Customer View Model

[ENG_CVM_CVM_282089-1_D.2d_dxf.zip](#)

English

Customer View Model

[ENG_CVM_CVM_282089-1_D.3d_igs.zip](#)

English

Customer View Model

[ENG_CVM_CVM_282089-1_D.3d_stp.zip](#)

English

By downloading the CAD file I accept and agree to the [Terms and Conditions](#) of use.

Datasheets & Catalog Pages

[AMP SUPERSEAL 1.5mm Connector System](#)

English

[ICT Terminals and Connectors Catalogue](#)

English

Product Specifications

[Product Specification](#)

English

Instruction Sheets

[AMP SUPERSEAL 1.5 SERIES](#)

English

[Customer Manual \(non U.S.\)](#)

English