



TE Internal #: 4-5353515-0  
PCB Mount Header, Vertical, Board-to-Board, 40 Position, .5 mm [.02 in] Centerline, Gold, Surface Mount, Signal, Black, Tape & Reel  
[View on TE.com >](#)

Connectors > PCB Connectors > PCB Headers & Receptacles



PCB Connector Assembly Type: **PCB Mount Header**  
PCB Mount Orientation: **Vertical**  
Connector System: **Board-to-Board**  
Number of Positions: **40**  
Centerline (Pitch): **.5 mm [.02 in ]**

Features

Product Type Features

PCB Connector Assembly Type	PCB Mount Header
Connector System	Board-to-Board
Sealable	No
Connector & Contact Terminates To	Printed Circuit Board

Configuration Features

Stackable	Yes
PCB Mount Orientation	Vertical
Number of Positions	40
Board-to-Board Configuration	Parallel

Electrical Characteristics

Dielectric Withstanding Voltage (Max)	500 VAC
Insulation Resistance	2 MΩ
Operating Voltage	250 VAC

Body Features

Primary Product Color	Black
-----------------------	-------



Contact Features

PCB Contact Termination Area Plating Material Thickness	.05 µm[2 µin]
Contact Layout	Inline
Mating Tab Width	.15 mm[.006 in]
Mating Tab Thickness	.2 mm[.008 in]
PCB Contact Termination Area Plating Material	Gold
Contact Base Material	Copper Alloy
Contact Mating Area Plating Material	Gold
	8 µin
Contact Type	Tab
Contact Current Rating (Max)	.3 A

Termination Features

Rectangular Termination Post & Tail Thickness	.15 mm[.006 in]
Rectangular Termination Post & Tail Width	.6 mm[.024 in]
Termination Method to Printed Circuit Board	Surface Mount

Mechanical Attachment

PCB Mount Alignment Type	None
PCB Mount Retention Type	None
Mating Alignment	With
Mating Alignment Type	Keyed
PCB Mount Retention	Without
PCB Mount Alignment	Without
Connector Mounting Type	Board Mount

Housing Features

Centerline (Pitch)	.5 mm[.02 in]
Housing Material	High heat-resisted resin

Dimensions

Stack Height	1.5 mm[.059 in]
--------------	-----------------

Usage Conditions

Housing Temperature Rating	High
Operating Temperature Range	-30 - 105 °C[-22 - 221 °F]

Operation/Application



Assembly Process Feature	Pick and Place Cover
Circuit Application	Signal

Industry Standards

UL Flammability Rating	UL 94V-0
------------------------	----------

Packaging Features

Packaging Quantity	1500
Packaging Method	Tape & Reel

Product Compliance

For compliance documentation, visit the product page on TE.com>


EU RoHS Directive 2011/65/EU	Compliant
EU ELV Directive 2000/53/EC	Compliant
China RoHS 2 Directive MIIT Order No 32, 2016	No Restricted Materials Above Threshold
EU REACH Regulation (EC) No. 1907/2006	Current ECHA Candidate List: JAN 2024 (240) Candidate List Declared Against: JUL 2021 (219) Does not contain REACH SVHC
Halogen Content	Low Halogen - Br, Cl, F, I < 900 ppm per homogenous material. Also BFR/CFR/PVC Free
Solder Process Capability	Reflow solder capable to 245°C

Product Compliance Disclaimer


This information is provided based on reasonable inquiry of our suppliers and represents our current actual knowledge based on the information they provided. This information is subject to change. The part numbers that TE has identified as EU RoHS compliant have a maximum concentration of 0.1% by weight in homogenous materials for lead, hexavalent chromium, mercury, PBB, PBDE, DBP, BBP, DEHP, DIBP, and 0.01% for cadmium, or qualify for an exemption to these limits as defined in the Annexes of Directive 2011/65/EU (RoHS2). Finished electrical and electronic equipment products will be CE marked as required by Directive 2011/65/EU. Components may not be CE marked. Additionally, the part numbers that TE has identified as EU ELV compliant have a maximum concentration of 0.1% by weight in homogenous materials for lead, hexavalent chromium, and mercury, and 0.01% for cadmium, or qualify for an exemption to these limits as defined in the Annexes of Directive 2000/53/EC (ELV). Regarding the REACH Regulation, the information TE provides on SVHC in articles for this part number is based on the latest European Chemicals Agency (ECHA) 'Guidance on requirements for substances in articles' posted at this URL: <https://echa.europa.eu/guidance-documents/guidance-on-reach>

Compatible Parts






TE Part # 1-912069-2  
COVER TAPE 21.5W



TE Part # 316752-2  
0.5 BTB TAB CONT. AU



TE Part # 9-912068-6  
EMBOSS TAPE 24W 0.5 FS TAB

Customers Also Bought



TE Part # 6-160465-0  
250 FASTON REC 18-16 AWG TPBR



TE Part # 3-1415001-2  
V23134J0052X511-EV-CBOX

Documents

- CAD Files

3D PDF

3D

Customer View Model

ENG\_CVM\_CVM\_4-5353515-0\_A.2d\_dxf.zip

English

Customer View Model

ENG\_CVM\_CVM\_4-5353515-0\_A.3d\_igs.zip

English

Customer View Model

ENG\_CVM\_CVM\_4-5353515-0\_A.3d\_stp.zip

English

By downloading the CAD file I accept and agree to the [Terms and Conditions](#) of use.

- Datasheets & Catalog Pages

Fine Pitch Catalog - 0.5mm Fine Stack and Fine Mate Connectors

English

- Product Specifications

Product Specification

English

- Instruction Sheets

0.5MM F-S CONNECTOR(H 1.5MM) (BOARD TO BOARD SMT TYPE) HANDLING AND OPERATION INSTRUCTION SHEET

English

Instruction Sheet (non U.S.)

4-5353515-0

PCB Mount Header, Vertical, Board-to-Board, 40 Position, .5 mm [.02 in] Centerline, Gold, Surface Mount, Signal, Black, Tape & Reel



English